

(19) World Intellectual Property
Organization
International Bureau



(43) International Publication Date
31 March 2005 (31.03.2005)

PCT

(10) International Publication Number
WO 2005/029368 A1

(51) International Patent Classification⁷: **G06F 17/30**

Michael [DE/US]; 245 Easy Street, #1, Mountain View, CA 94043 (US).

(21) International Application Number:
PCT/US2004/030028

(74) Agent: **HARRITY, John, E.**; Harrity & Snyder L.L.P., Suite 300, 11240 Waples Mill Road, Fairfax, VA 22030 (US).

(22) International Filing Date:
14 September 2004 (14.09.2004)

(81) Designated States (unless otherwise indicated, for every kind of national protection available): AE, AG, AL, AM, AT, AU, AZ, BA, BB, BG, BR, BW, BY, BZ, CA, CH, CN, CO, CR, CU, CZ, DE, DK, DM, DZ, EC, EE, EG, ES, FI, GB, GD, GE, GH, GM, HR, HU, ID, IL, IN, IS, JP, KE, KG, KP, KR, KZ, LC, LK, LR, LS, LT, LU, LV, MA, MD, MG, MK, MN, MW, MX, MZ, NA, NI, NO, NZ, OM, PG, PH, PL, PT, RO, RU, SC, SD, SE, SG, SK, SL, SY, TJ, TM, TN, TR, TT, TZ, UA, UG, US, UZ, VC, VN, YU, ZA, ZM, ZW.

(25) Filing Language: English

(26) Publication Language: English

(30) Priority Data:
10/662,931 16 September 2003 (16.09.2003) US

(71) Applicant (for all designated States except US): **GOOGLE INC.** [US/US]; 1600 Amphitheatre Parkway, Building 41, Mountain View, CA 94043 (US).

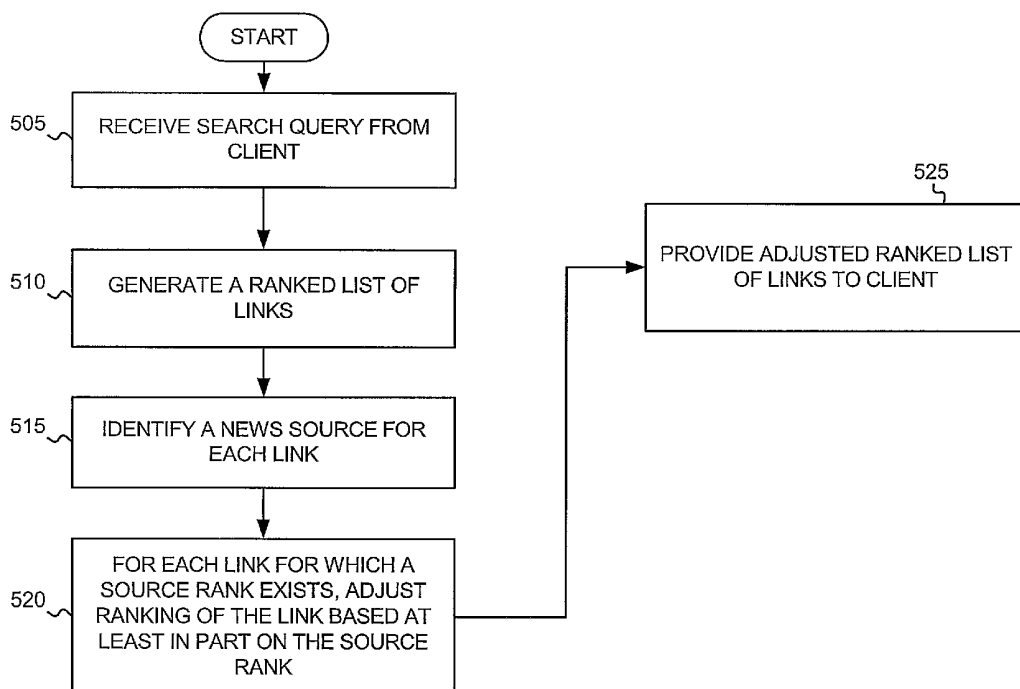
(72) Inventors; and

(75) Inventors/Applicants (for US only): **CURTISS, Michael** [US/US]; 655 Borregas Avenue, Sunnyvale, CA 94085 (US). **BHARAT, Krishna** [IN/US]; 470 Oak Grove Drive, Apt. 205, Santa Clara, CA 95054 (US). **SCHMITT,**

(84) Designated States (unless otherwise indicated, for every kind of regional protection available): ARIPO (BW, GH, GM, KE, LS, MW, MZ, NA, SD, SL, SZ, TZ, UG, ZM, ZW), Eurasian (AM, AZ, BY, KG, KZ, MD, RU, TJ, TM), European (AT, BE, BG, CH, CY, CZ, DE, DK, EE, ES, FI, FR, GB, GR, HU, IE, IT, LU, MC, NL, PL, PT, RO, SE, SI, SK, TR), OAPI (BF, BJ, CF, CG, CI, CM, GA, GN, GQ, GW, ML, MR, NE, SN, TD, TG).

[Continued on next page]

(54) Title: SYSTEMS AND METHODS FOR IMPROVING THE RANKING OF NEWS ARTICLES



(57) Abstract: A system ranks results. The system may receive a list of links. The system may identify a source with which each of the links is associated and rank the list of links based at least in part on a quality of the identified sources.

WO 2005/029368 A1

**Published:**

- *with international search report*
- *before the expiration of the time limit for amending the claims and to be republished in the event of receipt of amendments*

For two-letter codes and other abbreviations, refer to the "Guidance Notes on Codes and Abbreviations" appearing at the beginning of each regular issue of the PCT Gazette.

SYSTEMS AND METHODS FOR IMPROVING THE RANKING OF NEWS ARTICLES

FIELD OF THE INVENTION

5 The present invention relates generally to communication systems and, more particularly, to systems and methods for improving the ranking of news articles in a communications system.

BACKGROUND OF THE INVENTION

10 Networks, such as the Internet, have become an increasingly important part of our everyday lives. Millions of people now access the Internet on a daily basis to shop for goods and services, obtain information of interest (e.g., movie listings, news, etc.), and communicate with friends, family, and co-workers (e.g., via e-mail or instant messaging).

Currently, when a person wishes to purchase a product or simply find information on the Internet, the person enters into his/her web browser a Uniform Resource Locator (URL) pertaining to a web site of interest in order to access that particular web site. The person then determines whether the information of interest is available at that particular web site.

15 For example, suppose a person wishes to obtain the latest news regarding a particular topic via the Internet. The person accesses a web site that includes a conventional search engine. The person enters one or more terms relating to the topic of interest, such as "Iraq," into the search engine to attempt to locate a news source that has published an article relating to the topic. Using a search engine in this manner to locate individual web sites that provide news articles relating to the desired topic often results in a ranked list of
20 hundreds or even thousands of "hits," where each hit may correspond to a web page that relates to the search term(s).

While each of the hits in the ranked list may relate to the desired topic, the news sources associated with these hits, however, may not be of uniform quality. For example, CNN and BBC are widely regarded as high quality sources of accuracy of reporting, professionalism in writing, etc., while local news sources, such as
25 hometown news sources, may be of lower quality.

Therefore, there exists a need for systems and methods for improving the ranking of news articles based on the quality of the news source with which the articles are associated.

SUMMARY OF THE INVENTION

30 Implementations consistent with the principles of the invention adjust the ranking of news articles in search results based at least in part on the quality of the news sources with which the articles are associated.

In accordance with one implementation consistent with the principles of the invention, a method for ranking results is provided. The method includes receiving a list of links, identifying, for each of the links, a source with which the link is associated, and ranking the list of links based at least in part on a quality of the identified sources.

35 In another implementation consistent with the principles of the invention, a server includes a processor and a memory that is configured to store quality indicators for a group of sources. The processor may receive a

list of objects, identify a source with which each of the objects is associated, and rank at least one object in the list of objects based at least in part on the quality indicator associated with the source with which the one object is associated.

In a further implementation consistent with the principles of the invention, a method for determining a quality of a news source is provided. The method may include determining one or more metric values for the news source based at least in part on at least one of a number of articles produced by the news source during a first time period, an average length of an article produced by the news source, an amount of important coverage that the news source produces in a second time period, a breaking news score, an amount of network traffic to the news source, a human opinion of the news source, circulation statistics of the news source, a size of a staff associated with the news source, a number of bureaus associated with the news source, a number of original named entities in a group of articles associated with the news source, a breadth of coverage by the news source, a number of different countries from which network traffic to the news source originates, and the writing style used by the news source. The method may further include calculating a quality value for the news source based at least in part on the determined one or more metric values.

In yet another implementation consistent with the principles of the invention, a method for providing search results is provided. The method may include receiving a list of objects; identifying a source with which each of the objects in the group of objects is associated; determining a quality of each of the identified sources; and ranking each object in the group of objects based at least in part on the determined quality of the source with which the object is associated.

BRIEF DESCRIPTION OF THE DRAWINGS

The accompanying drawings, which are incorporated in and constitute a part of this specification, illustrate an embodiment of the invention and, together with the description, explain the invention. In the drawings,

Fig. 1 is an exemplary diagram of a system in which systems and methods consistent with the principles of the invention may be implemented;

Fig. 2 is an exemplary diagram of the server of Fig. 1 in an implementation consistent with the principles of the invention;

Fig. 3 is an exemplary diagram of a database that may be associated with the server of Fig. 2 in an implementation consistent with the principles of the invention;

Fig. 4 is a flow chart of an exemplary process for determining a source rank for news sources in an implementation consistent with the principles of the invention; and

Fig. 5 is a flow chart of an exemplary process for adjusting a ranking of objects in an implementation consistent with the principles of the invention.

DETAILED DESCRIPTION

The following detailed description of implementations consistent with the principles of the invention refers to the accompanying drawings. The same reference numbers in different drawings may identify the same or similar elements. Also, the following detailed description does not limit the invention.

5 Implementations consistent with the principles of the invention improve the ranking of news articles in search results based at least in part on the quality of the sources associated with the news articles. While the foregoing description focuses on the ranking of news articles from news sources, it will be appreciated that the techniques described herein are equally applicable to improving the ranking of items other than news articles.

EXEMPLARY SYSTEM

10 Fig. 1 is an exemplary diagram of a system 100 in which systems and methods consistent with the principles of the invention may be implemented. System 100 may include multiple clients 110 connected to servers 120 and 130 via a network 140. Network 140 may include a local area network (LAN), a wide area network (WAN), a telephone network, such as the Public Switched Telephone Network (PSTN), an intranet, the Internet, a similar or dissimilar network, or a combination of networks. Two clients 110 and three servers
15 120/130 have been illustrated as connected to network 140 in Fig. 1 for simplicity. In practice, there may be more or fewer clients 110 and/or servers 120/130. Also, in some instances, a client 110 may perform the functions of a server 120/130 and a server 120/130 may perform the functions of a client 110.

 Clients 110 may include devices, such as wireless telephones, personal computers, personal digital assistants (PDAs), lap tops, etc., threads or processes running on these devices, and/or objects executable by
20 these devices. Servers 120/130 may include server devices, threads, and/or objects that operate upon, search, or maintain documents in a manner consistent with the principles of the invention. Clients 110 and servers 120/130 may connect to network 140 via wired, wireless, or optical connections.

 In an implementation consistent with the principles of the invention, server 120 may include a search engine 125 usable by clients 110. Servers 130 may store objects (or web documents) accessible by clients 110.

EXEMPLARY SERVER CONFIGURATION

25 Fig. 2 is an exemplary diagram of server 120 in an implementation consistent with the principles of the invention. Clients 110 and servers 130 may be similarly configured. Server 120 may include a bus 210, a processor 220, a main memory 230, a read only memory (ROM) 240, a storage device 250, one or more input devices 260, one or more output devices 270, and a communication interface 280. Bus 210 may include one or
30 more conductors that permit communication among the components of server 120.

 Processor 220 may include any type of conventional processor or microprocessor that interprets and executes instructions. Main memory 230 may include a random access memory (RAM) or another type of dynamic storage device that stores information and instructions for execution by processor 220. ROM 240 may include a conventional ROM device or another type of static storage device that stores static information and
35 instructions for use by processor 220. Storage device 250 may include a magnetic and/or optical recording medium and its corresponding drive.

Input devices 260 may include one or more conventional mechanisms that permit a user to input information to server 120, such as a keyboard, a mouse, a pen, one or more biometric mechanisms, such as a voice recognition device, etc. Output devices 270 may include one or more conventional mechanisms that output information to the user, including a display, a printer, a speaker, etc. Communication interface 280 may include any transceiver-like mechanism that enables server 120 to communicate with other devices and/or systems. For example, communication interface 280 may include mechanisms for communicating with another device or system via a network, such as network 140.

As will be described in detail below, server 120, consistent with the principles of the invention, may provide search results in response to a query from a client 110. In one implementation, server 120 modifies news article search results based on the quality of the source providing the news article. Server 120 may perform these operations in response to processor 220 executing software instructions contained in a computer-readable medium, such as memory 230. A computer-readable medium may be defined as one or more memory devices and/or carrier waves. The software instructions may be read into memory 230 from another computer-readable medium, such as data storage device 250, or from another device via communication interface 280. The software instructions contained in memory 230 may cause processor 220 to perform processes that will be described later. Alternatively, hardwired circuitry may be used in place of or in combination with software instructions to implement processes consistent with the principles of the invention. Thus, the invention is not limited to any specific combination of hardware circuitry and software.

A server 120, consistent with the principles of the invention, may rank or alter a ranking of search results based on information from one or more associated databases. The databases may be stored at server 120 (e.g., in memory 230) or externally from server 120.

Fig. 3 is an exemplary diagram of a database 300 that may be associated with server 120 in an implementation consistent with the principles of the invention. While only one database is described below, it will be appreciated that server 120 may be associated with one or more additional databases (not shown) stored locally at server 120 or distributed throughout network 140.

As illustrated, database 300 may include a source field 310 and a source rank field 320. Database 300 may include additional fields (not shown) that aid in searching and sorting information in database 300 and/or information retrieved from network 140.

Source field 310 may identify news sources in system 100. The news sources, labeled 1 through N, where N is a number greater than or equal to 1, may include local news sources, such as local on-line newspapers or local television station web sites, national news sources, international news sources, specialty news sources (e.g., technical, sports, or entertainment magazines or newspapers), and/or any other type of source of news from a network, such as the Internet. For example, the news sources may include on-line versions of the Washington Post, CNN, MSNBC, BCC, the New York Post, USA Today, the Pittsburgh Post-Gazette, ESPN, Sports Illustrated, and the like.

Source rank field 320 may store a value that may be used to adjust the ranking of articles (or documents) retrieved from the source identified in source field 310. In this way, the ranking of an article from a higher quality news source may be adjusted to be higher than an article on the same topic from a lower quality news source. As will be described in detail below, the value of a given news source may be based at least in part on the credibility, accuracy of reporting, professionalism in writing, etc. of the news source.

EXEMPLARY PROCESSING

Fig. 4 is a flow chart of an exemplary process for determining a source rank for news sources in an implementation consistent with the principles of the invention. The process described below may be performed automatically by, for example, server 120 or manually by a human operator. In alternative implementations, parts of the process described below may be performed automatically while other parts may be performed manually.

Processing may begin by considering a group of metrics for each news source (act 405). Each metric may measure a specific attribute of the news source that can serve as a partial indicator of the quality of the news source. In one implementation consistent with the principles of the invention, each metric may be computed as a numerical value, where, for example, a higher computed value may indicate a higher quality news source.

As will be described in greater detail below, the group of metrics may include the number of articles produced by the news source during a given time period, an average length of an article from the news source, the importance of coverage from the news source, a breaking news score, usage pattern, human opinion, circulation statistics, the size of the staff associated with the news source, the number of news bureaus associated with the news source, the number of original named entities the source news produces within a cluster of articles, the breath of coverage, international diversity, writing style, and the like. A first metric in determining the quality of a news source may include the number of articles produced by the news source during a given time period. The time period may be a week, bi-week, month, or the like. In one implementation consistent with the principles of the invention, the first metric may be determined by counting the number of non-duplicate articles produced by the news source over the time period. In an alternate implementation, the first metric may be determined by counting the number of original sentences produced by the news source.

A second metric may include an average length of an article from the news source. The average length may be measured, for example, in words or sentences. In one implementation consistent with the principles of the invention, the second metric may be determined by determining the average length of non-duplicate articles produced by the news source. For example, it may be determined that the average length of an article from CNN is 300 words, while the average article length from Amateur News Network is 150 words. Therefore, the value of the second metric for CNN may be 300 and for Amateur News Network may be 150.

A third metric may include the importance of coverage by the news source. This metric may be based at least in part on the assumption that the "size" of the underlying news story (referred to hereinafter as "story size") for a given article can be determined. This metric may be a total value that represents the story size scores for all non-duplicate articles produced by the news source under consideration during a fixed time period. The

time period may be a week, bi-week, month, or the like. As an example, if D is an article, then the story size of D can be measured as the number of distinct other articles known to the system (e.g., server 120) that are on the same subject. For example, if D is an article about the crash of the Columbia Shuttle and there were 500 other distinct articles on the subject, then the story size would be 500. A number of techniques exist for detecting other articles on the story. For example, two such techniques are described in copending, commonly assigned, U.S. Patent Application No. 10/611,267, filed June 30, 2003, and entitled "Methods and Apparatus for Ranking Documents," and U.S. Patent Application No. 10/611,269, filed June 30, 2003, and entitled "Methods and Apparatus for Clustered Aggregation of News Content," both of which are expressly incorporated by reference in their entireties herein. A group of related articles is referred to hereinafter as a "cluster." In one implementation consistent with the principles of the invention, the metric value may be restricted to the story sizes of the biggest N stories, where N is a positive integer greater than or equal to 1, covered by the given source over the stipulated time period (e.g., the biggest 100 stories during 1 week covered by CNN as measured by server 120).

A fourth metric may include a value representative of a breaking news score. This metric may measure the ability of the news source to publish a story soon after an important event has occurred. This metric may average the "breaking score" of each non-duplicate article from the news source, where, for example, the breaking score is a number that is a high value if the article was published soon after the news event happened and a low value if the article was published after much time had elapsed since the news story broke.

In one implementation consistent with the principles of the invention, all articles in the cluster are sorted by publication time in increasing order and the first article's time is taken as the time of the event. For example, assume T is the difference in time between the current article and the first article. A threshold N1 may be used to denote the interval after which a story is no longer considered breaking. Therefore, the breaking news score metric may be determined as:

If $T > N1$, then $\text{breaking_score} = 0$;

If $0 < T \leq N1$, then $\text{breaking_score} = \log(N1/T)$; and

If $T = 0$, then $\text{breaking_score} = \log(N1)$.

N1 may be represented in hours, such as 3 hours.

In another implementation consistent with the principles of the invention, all articles in the cluster are sorted by time in increasing order and the rank of each article is taken as the value T above. Correspondingly, a threshold N2 may be used. Therefore, the breaking news score metric may be determined as:

If $T > N2$, then $\text{breaking_score} = 0$; and

If $1 < T \leq N2$, then $\text{breaking_score} = \log(N2/T)$.

In one exemplary implementation, N2 may be 10.

In yet another implementation consistent with the principles of the invention, the breaking news score determined above may be multiplied by a quantity proportional to the size of the cluster of related articles to which the given article belongs. For example, the breaking news score may be multiplied by a factor = $(1 +$

$\log(\text{cluster size})$). This emphasizes the value of breaking news when the story is important and is seen to form a big cluster.

In still another implementation, instead of averaging the breaking score values, the values are summed if the cluster size is larger than a predetermined value (e.g., 30). Therefore, in this situation, the breaking news score may be determined as follows:

For each article A:

If $(\text{Size}(\text{Cluster}(A)) > 30)$:

$\text{breaking_news}[\text{Source}(A)] += 30 - \text{rank_within_cluster}(A)$.

A fifth metric may include a value representing a usage pattern. Links going from the news search engine's web page to individual articles may be monitored for usage (e.g., clicks). News sources that are selected often are detected and a value proportional to observed usage is assigned. Well known sites, such as CNN, tend to be preferred to less popular sites, such as Unknown Town News, which users may avoid. The traffic measured may be normalized by the number of opportunities readers had of visiting the link to avoid biasing the measure due to the ranking preferences of the news search engine.

A sixth metric may include a value representing human opinion of the news source. In one implementation consistent with the principles of the invention, users in general may be polled to identify the newspapers (or magazines) that the users enjoy reading (or have visited). Alternatively or in addition, users of the news search engine may be polled to determine the news web sites that the users enjoy visiting. The evaluation of news sites by other agencies may be also used (e.g., newspapers can be compared based at least in part on the number of Pulitzer prizes the newspapers have won, etc.). Moreover, the age of the news source may be taken as a measure of confidence by the public and may be used as a metric. In another implementation, evaluators may be shown a selection of articles from individual news sources and asked to assign each source a score. This assigned score may be taken as a metric.

A seventh metric may include a value representing circulation statistics of the news source. Agencies, such as Media Metrix and Nielsen Netratings, publish usage statistics for on-line sites (e.g., news sites). These published traffic numbers can be used as a measure of the quality of a news source. In one implementation consistent with the principles of the invention, the circulation statistics of a print newspaper associated with the news site may be taken as a metric.

An eighth metric may include a value representing the size of the staff associated with the news source. In one implementation consistent with the principles of the invention, the staff size may be determined based at least in part on the number of distinct journalist names recited in articles from the news source.

A ninth metric may include a value representing the number of news bureaus associated with the news source.

A tenth metric may include a value representing the number of original named entities the news source produces within a cluster of related articles, averaged, for example, over all articles that have at least N related articles (e.g., $N = 3$). A named entity may correspond to a person, place, or organization. If a news source

generates a news story that contains a named entity that other articles within the same cluster (hence on the same topic) do not contain, this may be an indication that the news source is capable of original reporting. In this analysis, the average value added by the given news source in a cluster of a threshold size N is evaluated. In one implementation consistent with the principles of the invention, the named entities may be considered if no earlier article in the cluster has the same named entity. Named entities may be compared using approximate string matching to compensate for variations in spelling and abbreviation. Named entities that are markedly different from those in other articles may be considered as original.

An eleventh metric may include a value representing breadth (e.g., the number of topics on which the source produces content) of the news source. In one implementation consistent with the principles of the invention, articles from the news source may be categorized into a set of topics (e.g., arts, music, sports, business, etc.) and the range of topics may be used as a measure of breadth. Any conventional classification technique can be used for categorizing articles into topics. For example, a classification system from the Machine learning literature can be used to classify news articles into a chosen set of topics. In another implementation, the number of sections published by the news source may be taken as a measure of breadth.

A twelfth metric may include a value representing international diversity of the news source. This metric may measure the number of countries from which the news site receives network traffic. In one implementation consistent with the principles of the invention, this metric may be measured by considering the countries from which known visitors to the news web site are coming (e.g., based at least in part on the Internet Protocol (IP) addresses of those users that click on the links from the search site to articles by the news source being measured). The corresponding IP addresses may be mapped to the originating countries based on a table of known IP block to country mappings. In another implementation, the IP addresses of web sites which link to the given news web site may be monitored and the number of distinct countries from which the news site is linked may be used as the metric.

A thirteenth metric may include a value representing the writing style used by the news source. Automated tests for measuring spelling correctness, grammar, and reading levels can be used to generate a metric value that reflects writing style. A score proportional to the measured quality of writing style may then be assigned.

It will be appreciated that other metrics may be considered in addition to or as an alternative to the above group of metrics. For example, another metric may include a value representing the number of hyperlinks to the news web site.

Once a group of metrics has been considered, a source rank for each of the news sources may be determined based at least in part on the group of metrics (act 410). To determine the source rank for a news source, some or all of the group of metrics described above may be combined to produce a final score (i.e., source rank) for the news source. A number of techniques may be used to determine the source rank of the news sources. For example, in one implementation consistent with the principles of the invention, each metric may be multiplied by a corresponding factor and the resulting values may be totaled to give the source rank for the news

source. Alternatively, each metric may be normalized to be in the range 0 to 1 and the resulting values may be totaled to give a final metric value (i.e., source rank). For example, the normalization may be accomplished by dividing each metric value by the maximum possible value assigned by that metric.

In another implementation, the average rank of the news source in various metrics may be computed.

5 For example, if CNN has a rank of 1 in circulation statistics, a rank of 2 in international popularity, and a rank of 9 in the number of international bureaus, then considering only these metrics CNN has an average rank of

$$(1 + 2 + 9)/3 = 4.$$

In still a further implementation, for each news source, the percentile score on each metric relative to the best news source for that metric may be used for determining the source rank for the news source. For
10 example, if CNN has a rank of 2 for international popularity and BCC has the highest rank for that metric of 10, then CNN's percentile score for that metric may be 0.2.

As an alternative to the above, one of the techniques described above may be used with only the best N metrics for the given news source being considered. N may be a positive integer greater than or equal to one. In one implementation, N may be 5. By considering only the best N metrics for a given news source, this allows
15 for incorporation of news sources for which some of the metrics have yet to be computed.

Once a source rank has been determined for a news source, the source rank may be stored by server 120 (act 415). In one implementation, server 120 may store the identity of the news source and corresponding source rank value in a database, such as database 300.

Fig. 5 is a flow chart of an exemplary process for adjusting a ranking of objects (e.g., news articles) in an implementation consistent with the principles of the invention. While the following description focuses on
20 ranking objects retrieved as a result of a search query, implementations consistent with the principles of the invention are not so limited. In fact, implementations consistent with the principles of the invention are equally applicable to any system or method that ranks news articles according to a scoring criterion. The criterion can include, for example, a query (e.g., a search engine query, as described in the exemplary scenario below), a topic
25 (e.g., sports), a list of keywords (e.g., keywords from an initial set of search result documents), a geographical area (e.g., New York), a list of articles in a cluster of articles, or an exemplary set of documents.

Processing may begin with a user accessing server 120 (Fig. 1) using, for example, web browser software on a client, such as client 110. The user may then provide a query that includes one or more search terms to search engine 125 maintained by server 120 (act 505). In one implementation, the search query
30 includes one or more terms relating to a news topic. For example, if a user desired to view news articles about George Bush, the user may cause client 110 to send a search query to server 120 with the search terms "George Bush."

In response to receiving the search query, server 120 may generate a ranked list of results in a conventional manner (act 510). The results may include references (e.g., links) to news articles and possibly a
35 textual description of the links. Server 120 may determine, for each link in the ranked list, whether the link corresponds to a news source for which a source rank has been determined. To determine whether a source rank

exists for a link, server 120 may first identify the news source to which the link corresponds (act 515). In one implementation, server 120 may identify the news source based at least in part on the uniform resource locator (URL) associated with the link. For example, server 120 may determine that link

"www.cnn.com/2003/abc/index.html," corresponds to the news source "CNN." Other techniques for identifying the news source to which a link corresponds may alternatively be used.

Once the news source has been identified, server 120 may determine whether a source rank exists for a link by, for example, accessing database 300 and determining whether the news source corresponding to the link is stored in source field 310 (act 520). If the news source does not exist in source field 310, server 120 may not adjust the ranking of the link. If, on the other hand, the news source exists in source field 310, server 120 may retrieve the source rank of the news source from source rank field 320. Server 120 may then adjust the ranking of the link corresponding to the news source based at least in part on the retrieved source rank (act 520).

Given an initial ranking R1 of links, server 120 may produce an adjusted ranking R2 by computing an improved score for each link. Server 120 may determine the new score by combining the score corresponding to the ranking in R1 with the source rank for the news source associated with the link. In one implementation consistent with the principles of the invention, server 120 may determine the new score as a weighted sum. For example, server 120 may determine the new score for a link as follows:

$$\text{NEWSCORE}(D) = \alpha * \text{OLDScore}(D) + \beta * \text{SOURCERANK}(\text{SOURCE}(D))$$

where SOURCE(D) is the news source of link D and alpha and beta are suitable constants. For example, in one implementation consistent with the principles of the invention, alpha may be set to 0.8 and beta may be set to 0.2. It will be appreciated that other values for alpha and beta may alternatively be used. Other techniques for adjusting the ranking of a link may alternatively be used, such as taking the average of the R1 score and the source rank. In this way, an improved ranking of news links may be produced.

Once the ranked list has been adjusted, server 120 may provide the adjusted ranked list of links to client 110 (act 525). Server 120 may transmit the adjusted list of links to client 110 via network 140.

In other implementations consistent with the principles of the invention, server 120 may, in act 510, retrieve a non-ranked list of results in response to receiving the search query. In such instances, server 120 may rank the list of results based on the source rank associated with the new sources with which the list of results is associated.

CONCLUSION

Implementations consistent with the principles of the invention may improve the ranking of news articles based at least in part on the quality of the news sources associated with the news articles.

The foregoing description of exemplary embodiments of the present invention provides illustration and description, but is not intended to be exhaustive or to limit the invention to the precise form disclosed.

Modifications and variations are possible in light of the above teachings or may be acquired from practice of the invention. For example, the above-described functions need not be performed by server 120. In other implementations, one or more of the acts described in Fig. 5 may be performed by a client 110. For example, a

browser assistant (i.e., software that operates in conjunction with a conventional web browser) may perform one or more of the acts described with respect to the process of Fig. 5.

Moreover, as set forth above, implementations consistent with the principles of the invention are not limited to ranking news articles. For example, implementations consistent with the principles of the invention
5 may be used for ranking other types of items that may be retrieved over a network or from one or more databases.

While series of acts have been described with regard to Figs. 4 and 5, the order of the acts may be varied in other implementations consistent with the present invention. Moreover, non-dependent acts may be implemented in parallel.

10 No element, act, or instruction used in the description of the present application should be construed as critical or essential to the invention unless explicitly described as such. Also, as used herein, the article "a" is intended to include one or more items. Where only one item is intended, the term "one" or similar language is used.

WHAT IS CLAIMED IS:

1. A method for ranking results, comprising:
receiving a list of links;
identifying, for each of the links, a source with which the link is associated; and
ranking the list of links based at least in part on a quality of the identified sources.
2. The method of claim 1 wherein the identifying a source includes:
identifying the source based at least in part on a uniform resource locator (URL) associated with the link.
3. The method of claim 1 wherein at least some of the identified sources are news sources.
4. The method of claim 1 wherein the ranking includes:
retrieving a source rank value for each identified source, the source rank value being based at least in part on one or more of a number of articles produced by the identified source during a first time period, an average length of an article produced by the identified source, an amount of important coverage that the identified source produces in a second time period, a breaking news score, network traffic to the identified source, a human opinion of the identified source, circulation statistics of the identified source, a size of a staff associated with the identified source, a number of bureaus associated with the identified source, a number of original named entities in a group of articles associated with the identified source, a breadth of coverage by the identified source, a number of different countries from which traffic to the identified source originates, and a writing style used by the identified source.
5. The method of claim 1 wherein the list of links is a ranked list of links, and wherein the ranking includes:
adjusting the ranked list of links based at least in part on a quality of the identified sources.
6. The method of claim 1 wherein the links include links to on-line news articles.
7. The method of claim 1 further comprising:
determining the list of links based at least in part on one or more of a search query, a topic, a list of one or more keywords, a geographical area, and a set of documents.
8. A system for adjusting a ranking of search results, comprising:
means for receiving a list of objects;

means for identifying, for each object in the list, a source to which the object is associated; and
means for ranking the list of objects based at least in part on the sources with which the objects
are associated.

9. A server comprising:
a memory configured to store quality indicators for a plurality of sources; and
a processor configured to:
receive a list of objects,
identify a source with which each of the objects is associated, and
rank at least one object in the list of objects based at least in part on the quality
indicator associated with the source with which the one object is associated.
10. A computer-readable medium containing instructions for controlling at least one processor to
perform a method for ranking a list of objects retrieved in response to a search query, the method comprising:
identifying a source with which each of the retrieved objects in the list of objects is associated;
and
ranking at least one object in the list of objects based at least in part on a quality indicator
associated with the source with which the one object is associated.
11. A method for determining a quality of a news source, the method comprising:
determining one or more metric values for the news source based at least in part on at least one
of a number of articles produced by the news source during a first time period, an average length of an article
produced by the news source, an amount of important coverage that the news source produces in a second time
period, a breaking news score, an amount of network traffic to the news source, a human opinion of the news
source, circulation statistics of the news source, a size of a staff associated with the news source, a number of
bureaus associated with the news source, a number of original named entities in a group of articles associated
with the news source, a breadth of coverage by the news source, a number of different countries from which
network traffic to the news source originates, and a writing style used by the news source; and
generating a quality value for the news source based at least in part on the determined one or
more metric values.
12. The method of claim 11 wherein the determining includes:
determining a plurality of metric values for the news source.
13. The method of claim 12 wherein the generating includes:
multiplying each metric value in the plurality of metric values by a factor to create a plurality

of adjusted metric values, and

adding the plurality of adjusted metric values to obtain the quality value.

14. The method of claim 13 wherein the plurality of metric values includes a predetermined number of highest metric values for the news source.

15. The method of claim 12 wherein the generating includes:
normalizing each metric value in the plurality of metric values, and
adding the plurality of normalized metric values to obtain the quality value.

16. The method of claim 15 wherein the plurality of metric values includes a predetermined number of highest metric values for the news source.

17. The method of claim 12 wherein the generating includes:
adding the plurality of metric values for the news source to produce a total value,
obtaining the quality value by dividing the total value by a quantity of metric values in the plurality of metric values.

18. The method of claim 17 wherein the plurality of metric values includes a predetermined number of highest metric values for the news source.

19. The method of claim 12 wherein the generating includes:
determining, for each metric value in the plurality of metric values, a percentile score relative to a highest value for that metric,
adding the percentile scores to obtain the quality value.

20. The method of claim 19 wherein the plurality of metric values includes a predetermined number of highest metric values for the news source.

21. The method of claim 11 further comprising:
repeating the determining and generating for a plurality of other sources, at least one of the plurality of other sources including a different news source; and
storing the quality values for the news source and the plurality of other sources.

22. The method of claim 11 further comprising:
using the quality value to rank an object associated with the news source.

23. The method of claim 11 wherein the determining includes:
determining an importance metric value representing the amount of important coverage that the news source produces in a second time period, and
wherein the determining an importance metric includes:
determining, for each article produced by the news source during the second time period, a number of other non-duplicate articles on a same subject produced by other news sources to produce an importance value for the article, and
adding the importance values to obtain the importance metric value.
24. The method of claim 11 wherein the determining includes:
determining a breaking news metric value representing the breaking news score, and
wherein the determining a breaking news metric value includes:
identifying, for at least one article produced by the news source, a first time value at which the at least one article was published by the news source,
identifying a second time value that an initial article published on a same subject as the at least one article,
subtracting the second time value from the first time value to determine a difference time value,
comparing the difference time value to a threshold value, and
assigning a value to the breaking news metric value based at least in part on the comparing.
25. The method of claim 24 wherein the determining a breaking news metric value further includes:
identifying a group of articles from other news sources that are on a same subject as the at least one article,
multiplying the value by a quantity proportional to a size of the group of articles from the other news sources prior to assigning the value to the breaking news metric value.
26. The method of claim 11 wherein in determining the one or more metric values, non-duplicate articles are weighted differently than duplicate articles.
27. A server comprising:
a memory; and
a processor configured to:

determine one or more metric values for a news source based at least in part on at least one of a number of articles produced by the news source during a first time period, an average length of an article produced by the news source, an amount of important coverage that the news source produces in a second time period, a breaking news score, an amount of network traffic to the news source, a human opinion of the news source, circulation statistics of the news source, a size of a staff associated with the news source, a number of bureaus associated with the news source, a number of original named entities in a group of articles associated with the news source, a breadth of coverage by the news source, a number of different countries from which network traffic to the news source originates, and a writing style used by the news source,

determine a quality value for the news source based at least in part on the determined one or more metric values, and

store the quality value in the memory.

28. A computer-readable medium containing instructions for controlling at least one processor to perform a method for determining a quality of sources, the method comprising:

determining, for each source of a plurality of sources, one or more metric values based at least in part on at least one of a number of articles produced by the source during a first time period, an average length of an article produced by the source, an amount of important coverage that the source produces in a second time period, a breaking news score, an amount of network traffic to the source, a human opinion of the source, circulation statistics of the source, a size of a staff associated with the source, a number of bureaus associated with the source, a number of original named entities in a group of articles associated with the source, a breadth of coverage by the source, a number of different countries from which network traffic to the source originates, and a writing style used by the source; and

determining a quality value for each source of the plurality of sources based at least in part on the determined one or more metric values for the source.

29. A method for providing search results, the method comprising:
 receiving a list of objects;
 identifying a source with which each of the objects in the plurality of objects is associated;
 determining a quality of each of the identified sources; and
 ranking each object of the plurality of objects based at least in part on the determined quality of the source with which the object is associated.

30. The method of claim 29 wherein the determining a quality of each of the identified sources includes:

determining, for each of the identified sources, one or more metric values based at least in part on at least one of a number of articles produced by the source during a first time period, an average length of an

article produced by the source, an amount of important coverage that the source produces in a second time period, a breaking news score, an amount of network traffic to the source, a human opinion of the source, circulation statistics of the source, a size of a staff associated with the source, a number of bureaus associated with the source, a number of original named entities in a group of articles associated with the source, a breadth of coverage by the source, a number of different countries from which network traffic to the source originates, and a writing style used by the source, and

generating a quality for each of the identified sources based at least in part on the determined one or more metric values for the source.

31. The method of claim 29 wherein the plurality of objects includes on-line news articles.

100 →

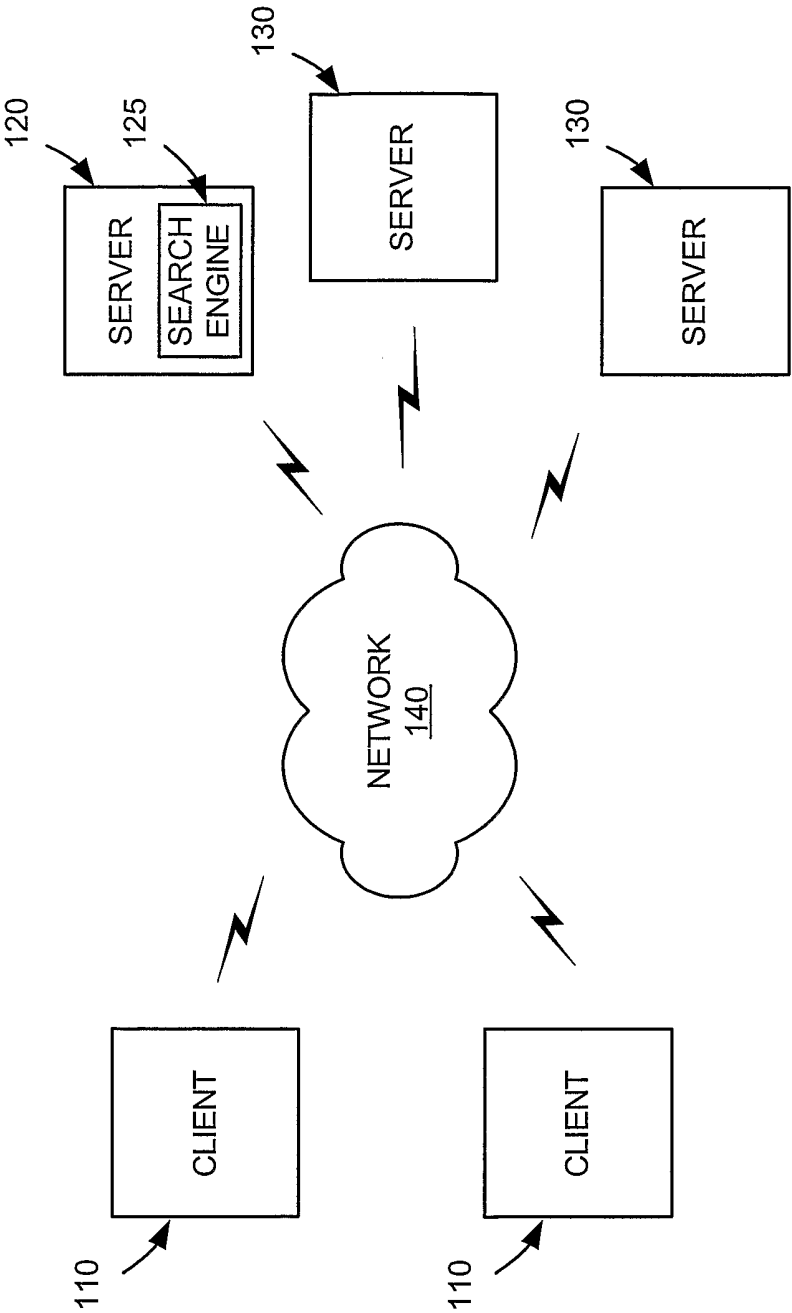


FIG. 1

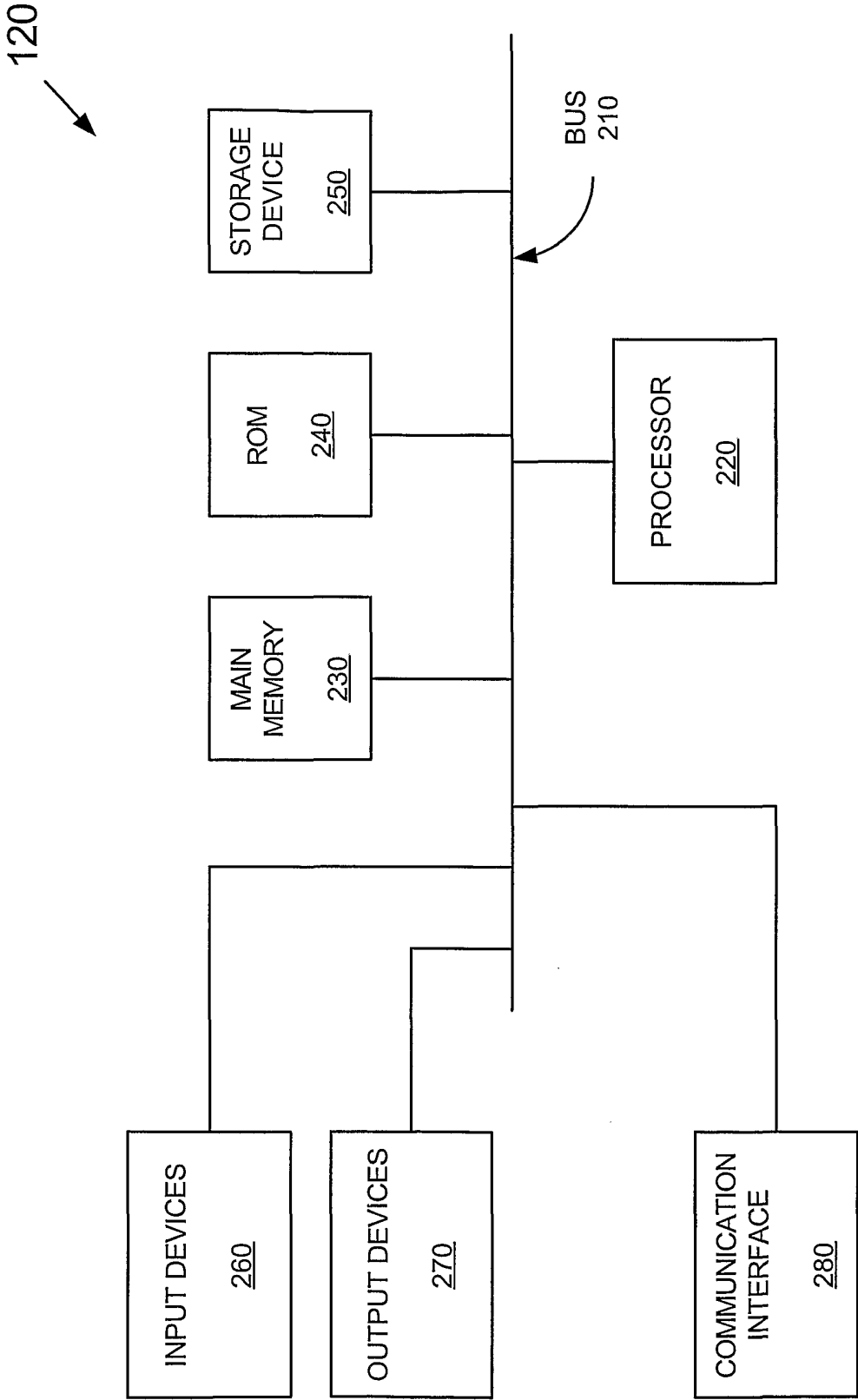


FIG. 2

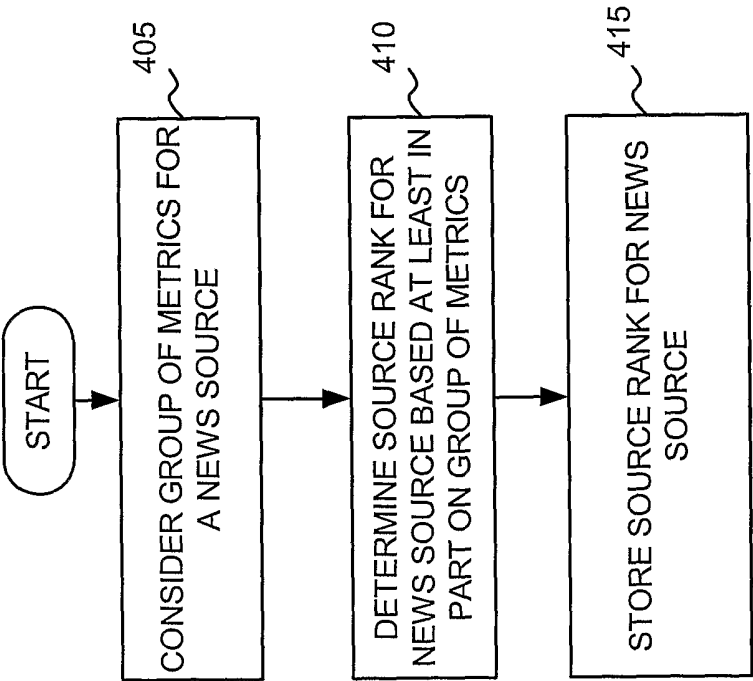


FIG. 4

5/5

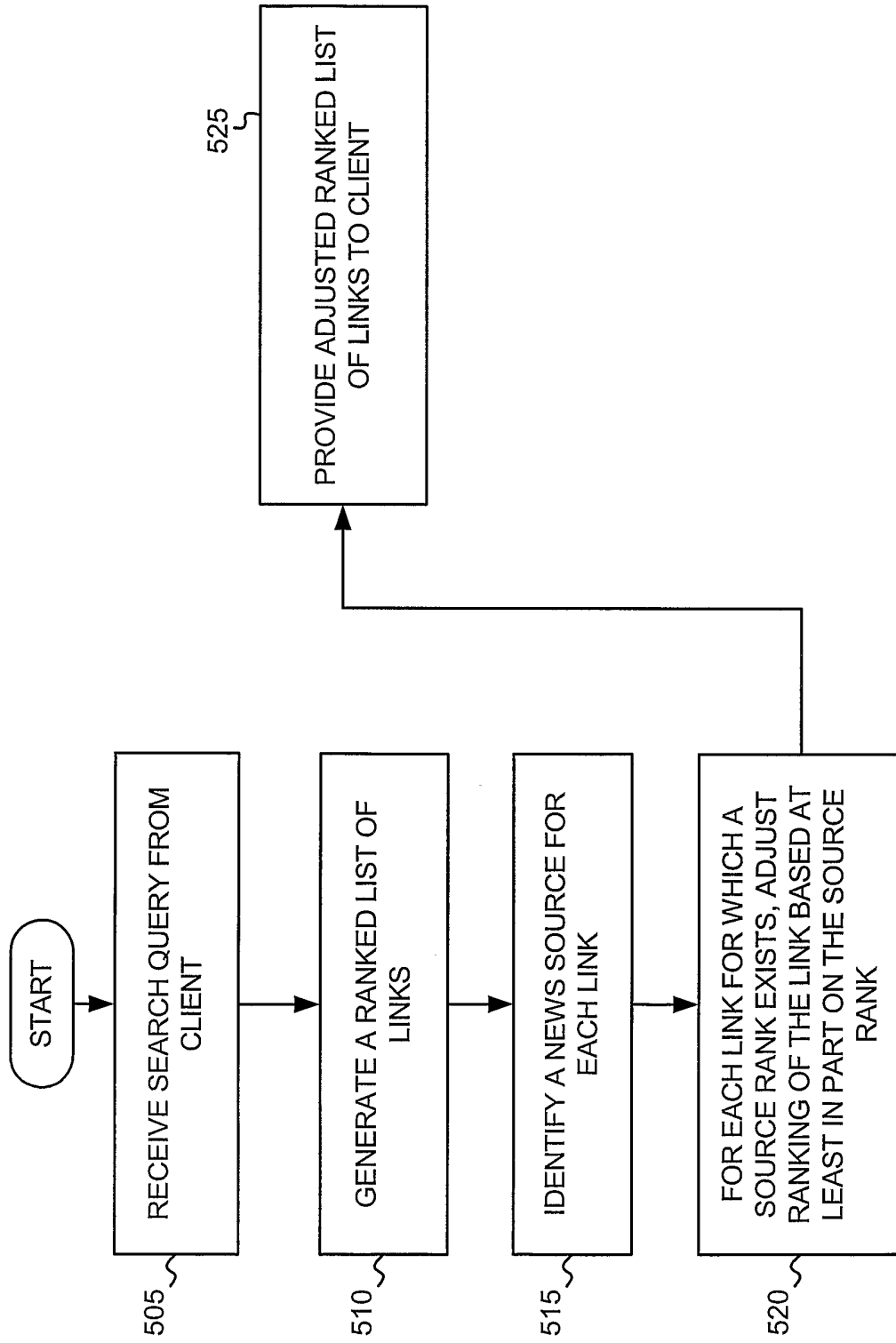


FIG. 5

INTERNATIONAL SEARCH REPORT

International Application No

PCT/US2004/030028

A. CLASSIFICATION OF SUBJECT MATTER

IPC 7 G06F17/30

According to International Patent Classification (IPC) or to both national classification and IPC

B. FIELDS SEARCHED

Minimum documentation searched (classification system followed by classification symbols)

IPC 7 G06F

Documentation searched other than minimum documentation to the extent that such documents are included in the fields searched

Electronic data base consulted during the international search (name of data base and, where practical, search terms used)

EPO-Internal, WPI Data

C. DOCUMENTS CONSIDERED TO BE RELEVANT

Category °	Citation of document, with indication, where appropriate, of the relevant passages	Relevant to claim No.
X	RASOLOFO Y ET AL: "Result merging strategies for a current news metasearcher" INFORMATION PROCESSING & MANAGEMENT, ELSEVIER, BARKING, GB, vol. 39, no. 4, July 2003 (2003-07), pages 581-609, XP004425285 ISSN: 0306-4573 the whole document	1-31
X	ZHANG D ET AL: "A novel Web usage mining approach for search engines" COMPUTER NETWORKS, ELSEVIER SCIENCE PUBLISHERS B.V., AMSTERDAM, NL, vol. 39, no. 3, 21 June 2002 (2002-06-21), pages 303-310, XP004357476 ISSN: 1389-1286 the whole document	1-22, 26-31

-/--



Further documents are listed in the continuation of box C.



Patent family members are listed in annex.

° Special categories of cited documents :

- "A" document defining the general state of the art which is not considered to be of particular relevance
- "E" earlier document but published on or after the international filing date
- "L" document which may throw doubts on priority claim(s) or which is cited to establish the publication date of another citation or other special reason (as specified)
- "O" document referring to an oral disclosure, use, exhibition or other means
- "P" document published prior to the international filing date but later than the priority date claimed

- "T" later document published after the international filing date or priority date and not in conflict with the application but cited to understand the principle or theory underlying the invention
- "X" document of particular relevance; the claimed invention cannot be considered novel or cannot be considered to involve an inventive step when the document is taken alone
- "Y" document of particular relevance; the claimed invention cannot be considered to involve an inventive step when the document is combined with one or more other such documents, such combination being obvious to a person skilled in the art.
- "&" document member of the same patent family

Date of the actual completion of the international search

13 January 2005

Date of mailing of the international search report

04/02/2005

Name and mailing address of the ISA

European Patent Office, P.B. 5818 Patentlaan 2
NL - 2280 HV Rijswijk
Tel. (+31-70) 340-2040, Tx. 31 651 epo nl,
Fax: (+31-70) 340-3016

Authorized officer

Herry, T

INTERNATIONAL SEARCH REPORT

International Application No

PCT/US2004/030028

C.(Continuation) DOCUMENTS CONSIDERED TO BE RELEVANT

Category °	Citation of document, with indication, where appropriate, of the relevant passages	Relevant to claim No.
X	ZHANG D ET AL: "An efficient algorithm to rank Web resources" COMPUTER NETWORKS, ELSEVIER SCIENCE PUBLISHERS B.V., AMSTERDAM, NL, vol. 33, no. 1-6, June 2000 (2000-06), pages 449-455, XP004304784 ISSN: 1389-1286 the whole document	1-17, 27-30
X	WO 00/77689 A (TRIOGO INC) 21 December 2000 (2000-12-21) the whole document	1-11,21, 22,27-31
X	MEGHABGHAB G: "Stochastic simulations of rejected World Wide Web pages" MODELING, ANALYSIS AND SIMULATION OF COMPUTER AND TELECOMMUNICATION SYSTEMS, 2000. PROCEEDINGS. 8TH INTERNATIONAL SYMPOSIUM ON SAN FRANCISCO, CA, USA 29 AUG.-1 SEPT. 2000, LOS ALAMITOS, CA, USA, IEEE COMPUT. SOC, US, 29 August 2000 (2000-08-29), pages 483-491, XP010515450 ISBN: 0-7695-0728-X page 487 - page 488	11-13, 21-23, 28-31
A		24-26

INTERNATIONAL SEARCH REPORT

information on patent family members

International Application No

PCT/US2004/030028

Patent document cited in search report	Publication date	Patent family member(s)	Publication date
WO 0077689 A	21-12-2000	AU 7823400 A	02-01-2001
		CA 2376789 A1	21-12-2000
		EP 1203323 A1	08-05-2002
		WO 0077689 A1	21-12-2000
<hr/>			