



(19) **United States**

(12) **Patent Application Publication**
Baluja et al.

(10) **Pub. No.: US 2006/0149622 A1**

(43) **Pub. Date: Jul. 6, 2006**

(54) **AD RENDERING PARAMETERS, SUCH AS SIZE, STYLE, AND/OR LAYOUT, OF ONLINE ADS**

(52) **U.S. Cl. 705/14**

(76) Inventors: **Shumeet Baluja**, Mountain View, CA (US); **Vibhu Mittal**, Sunnyvale, CA (US); **Mehran Sahami**, Palo Alto, CA (US)

(57) **ABSTRACT**

Ad rendering parameters for a set of two or more ads may be determined by (a) accepting, for a set of two or more ads, ad information which includes at least one ad feature having a value that depends on ad rendering parameters, and (b) determining ad rendering parameters for at least one ad from the set of two or more ads using the accepted ad information. The act of determining ad rendering parameters may use accepted ad rendering constraints. The ad rendering constraints may include space available for rendering the ads, a footprint available for rendering the ads, and/or a maximum number of ads permitted to be rendered. The act of determining ad rendering parameters may include maximizing a value associated with serving at least one ad from the set of two or more ads with ad rendering parameters subject to the ad rendering constraints. The ad rendering parameters may include sizes of the served ads, and/or a layout of the served ads.

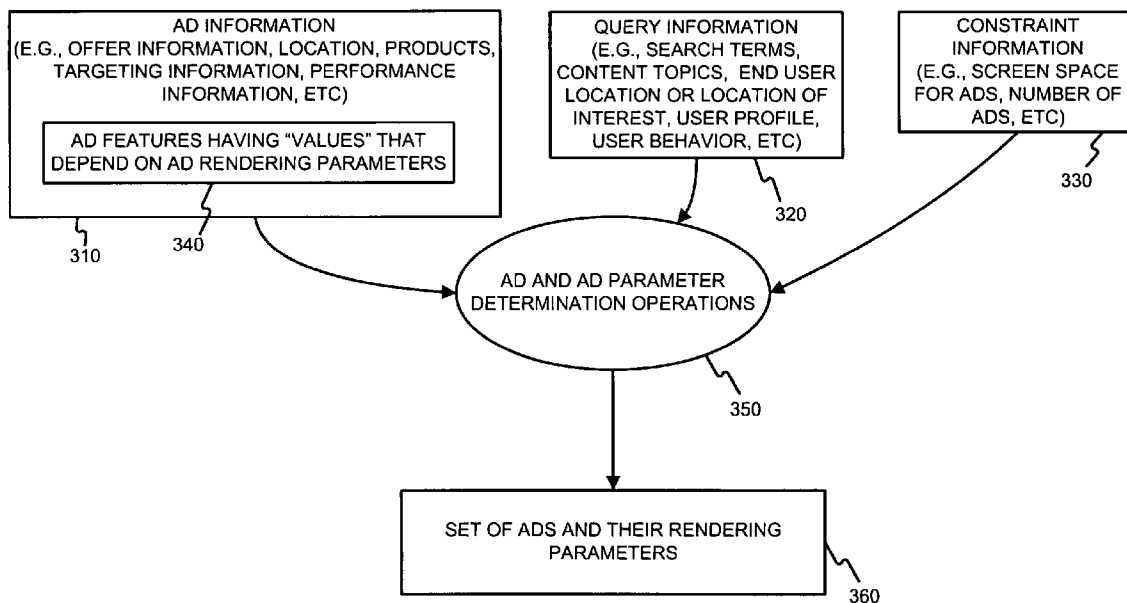
Correspondence Address:
STRAUB & POKOTYLO
620 TINTON AVENUE
BLDG. B, 2ND FLOOR
TINTON FALLS, NJ 07724 (US)

(21) Appl. No.: **11/026,329**

(22) Filed: **Dec. 30, 2004**

Publication Classification

(51) **Int. Cl.**
G06Q 30/00 (2006.01)



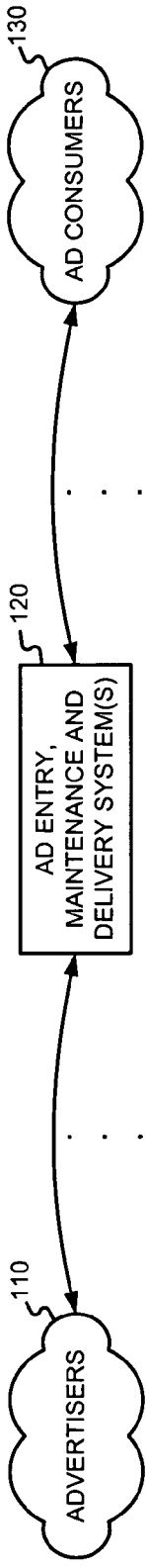


FIGURE 1

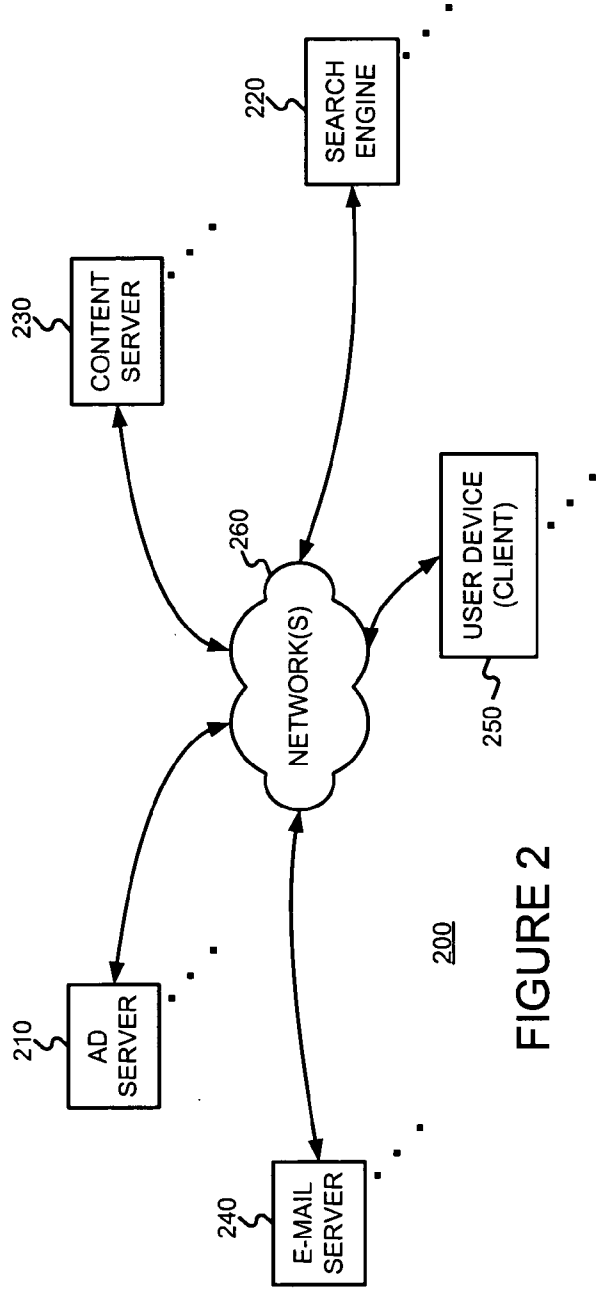


FIGURE 2

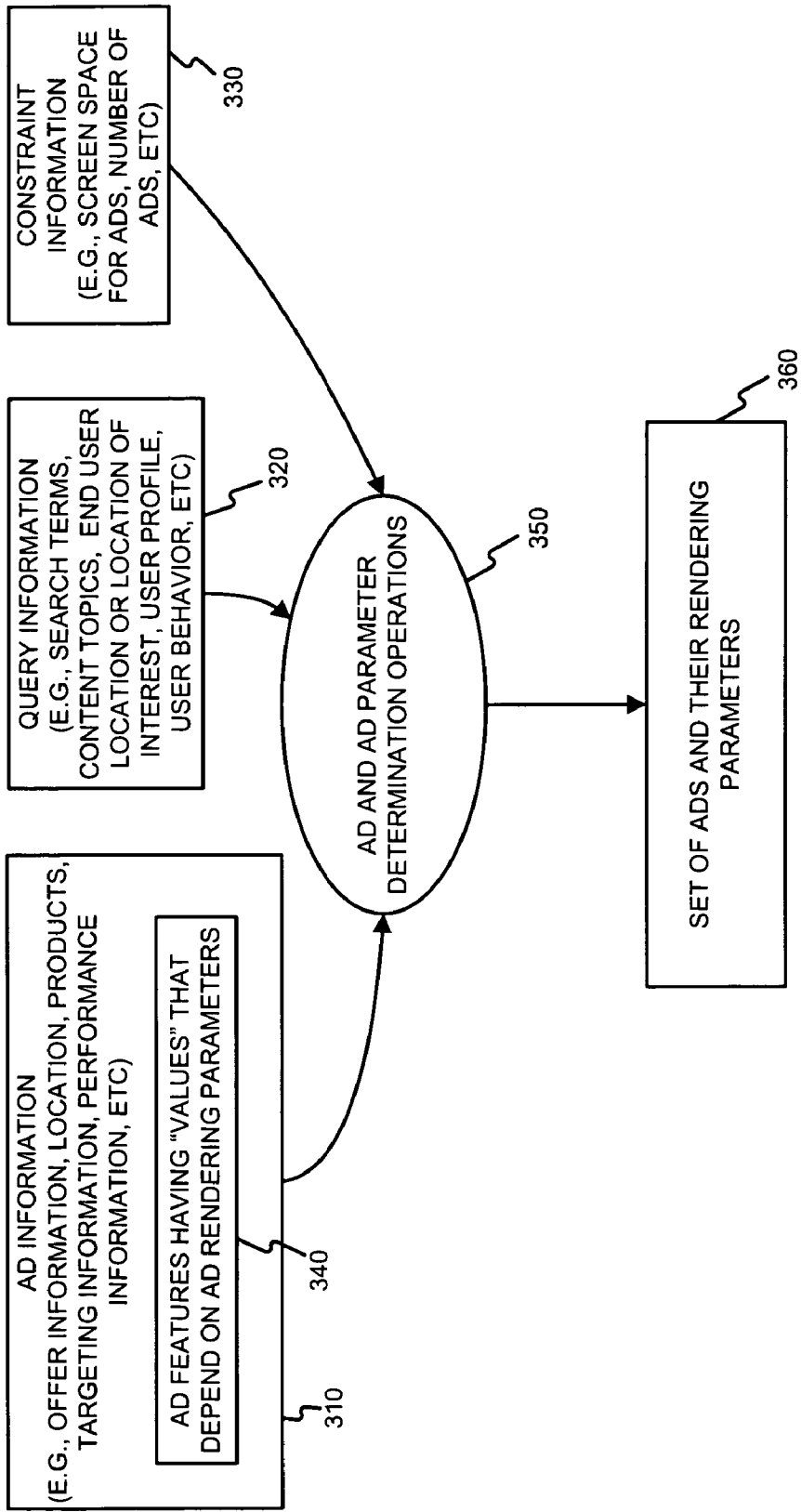


FIGURE 3

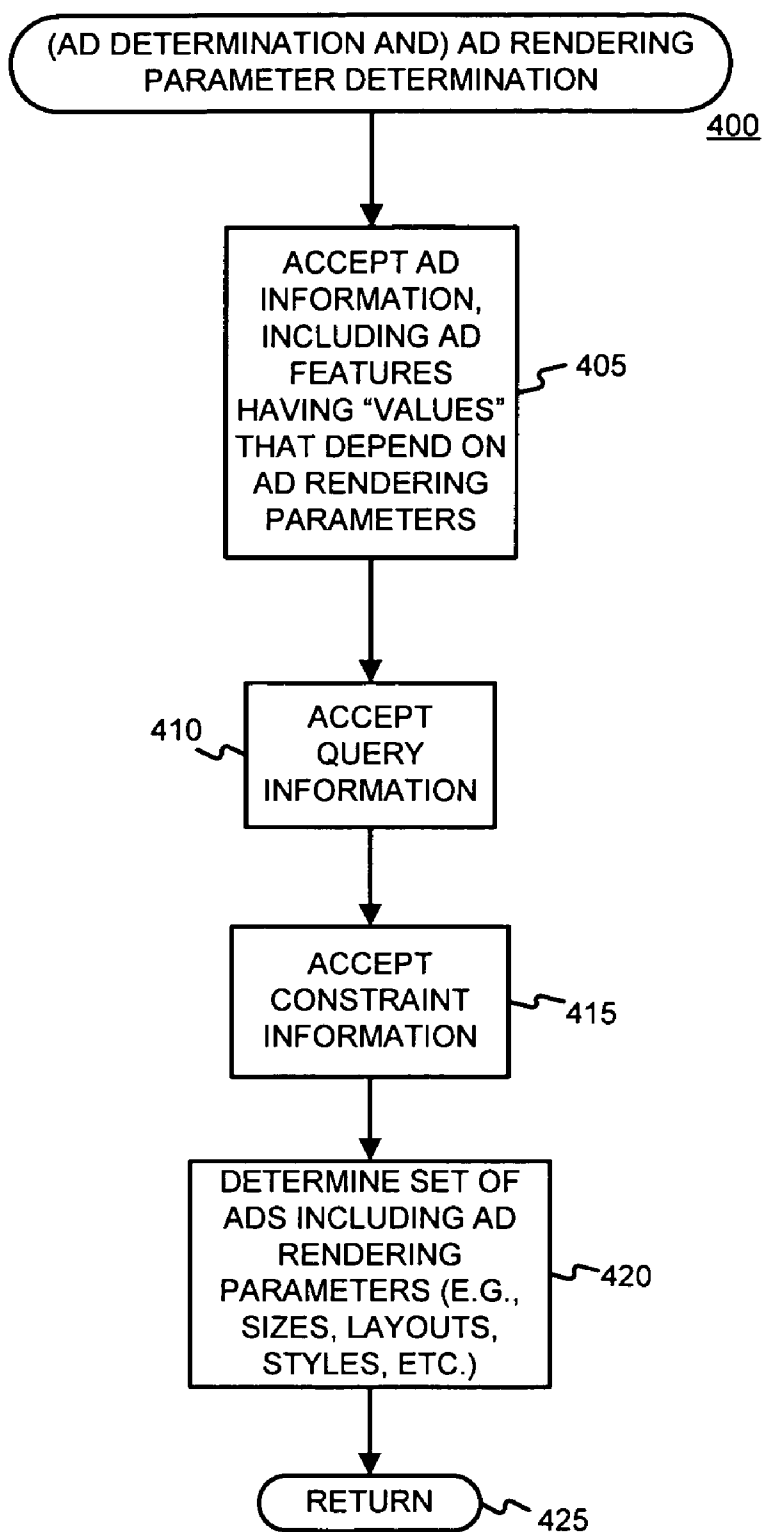


FIGURE 4

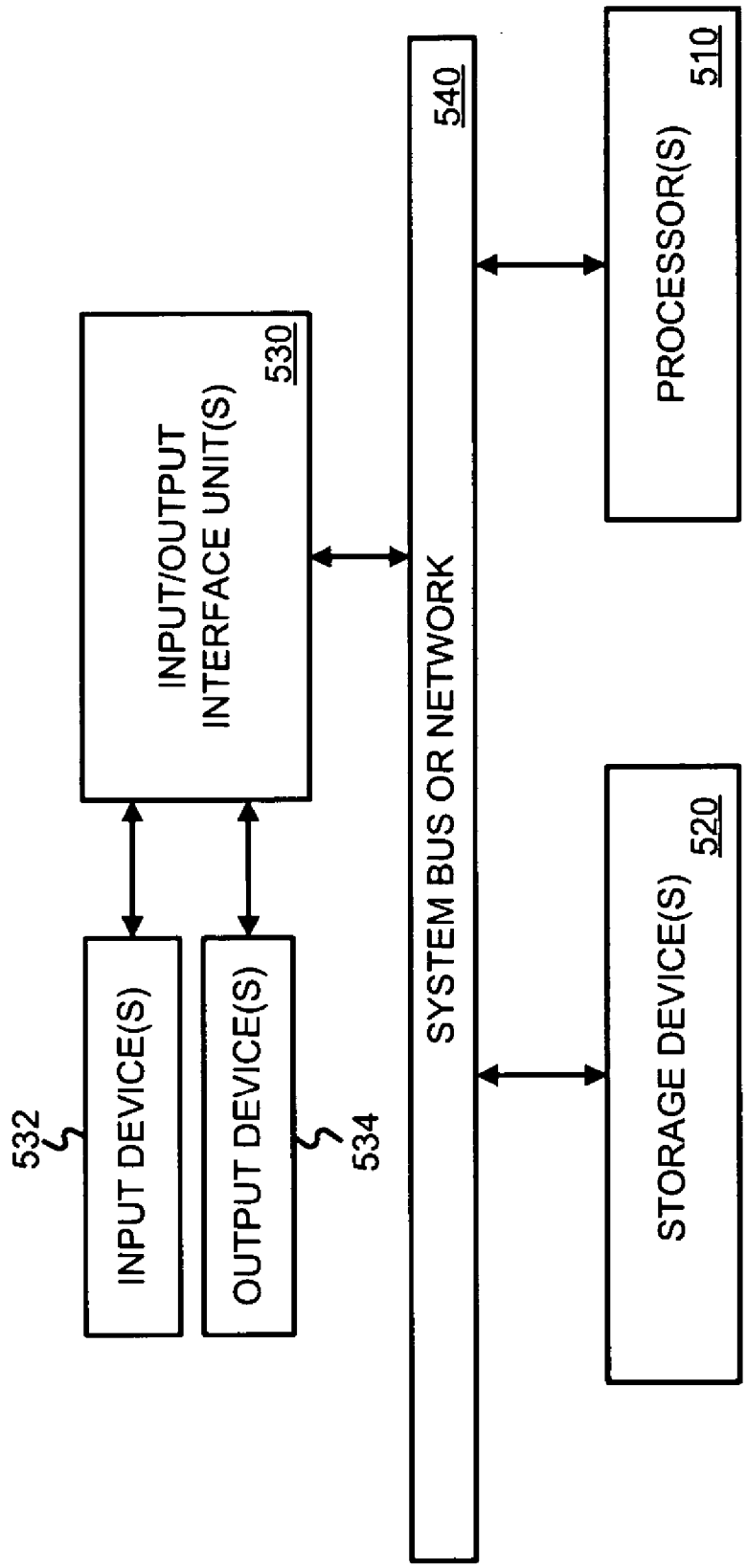


FIGURE 5

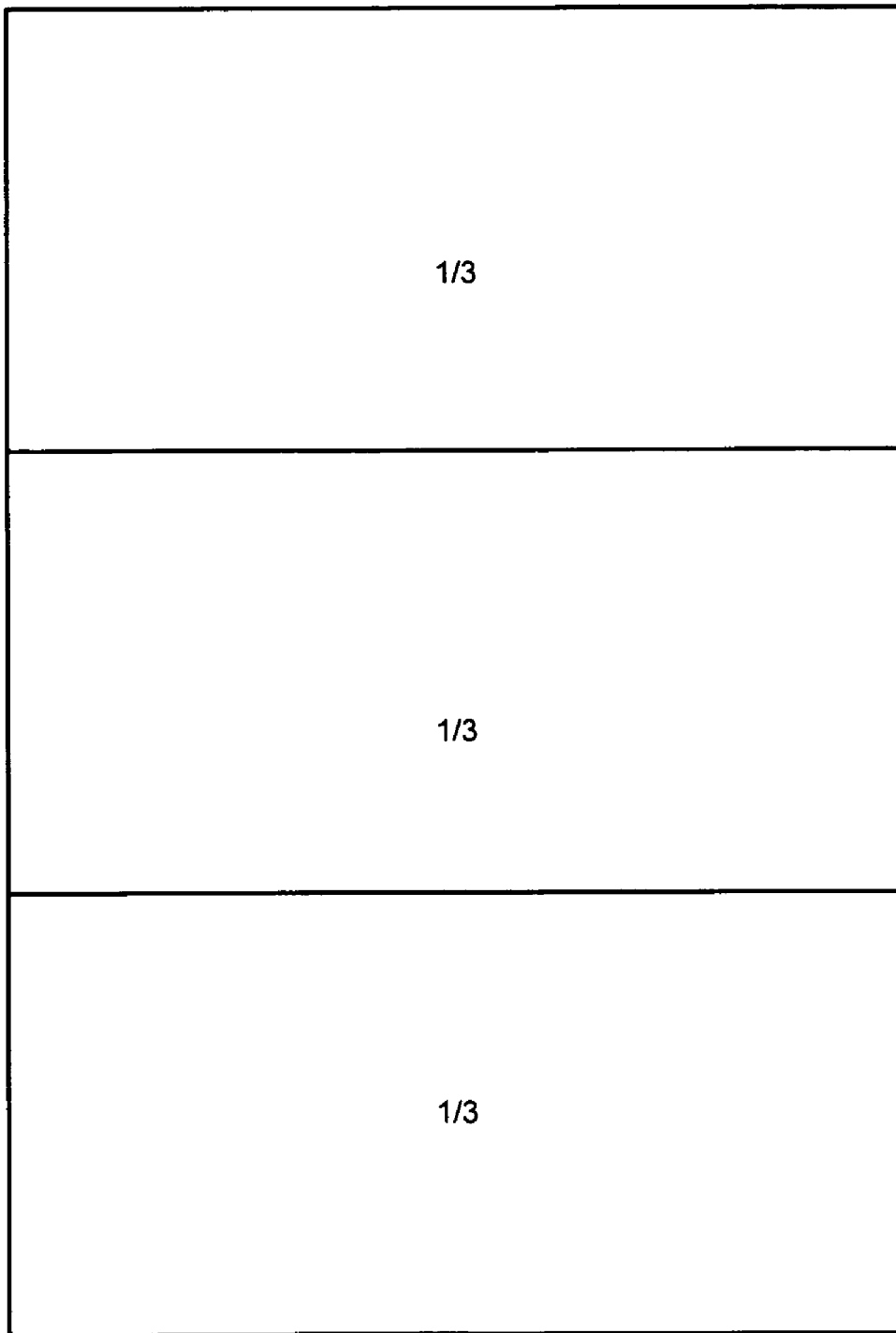


FIGURE 6

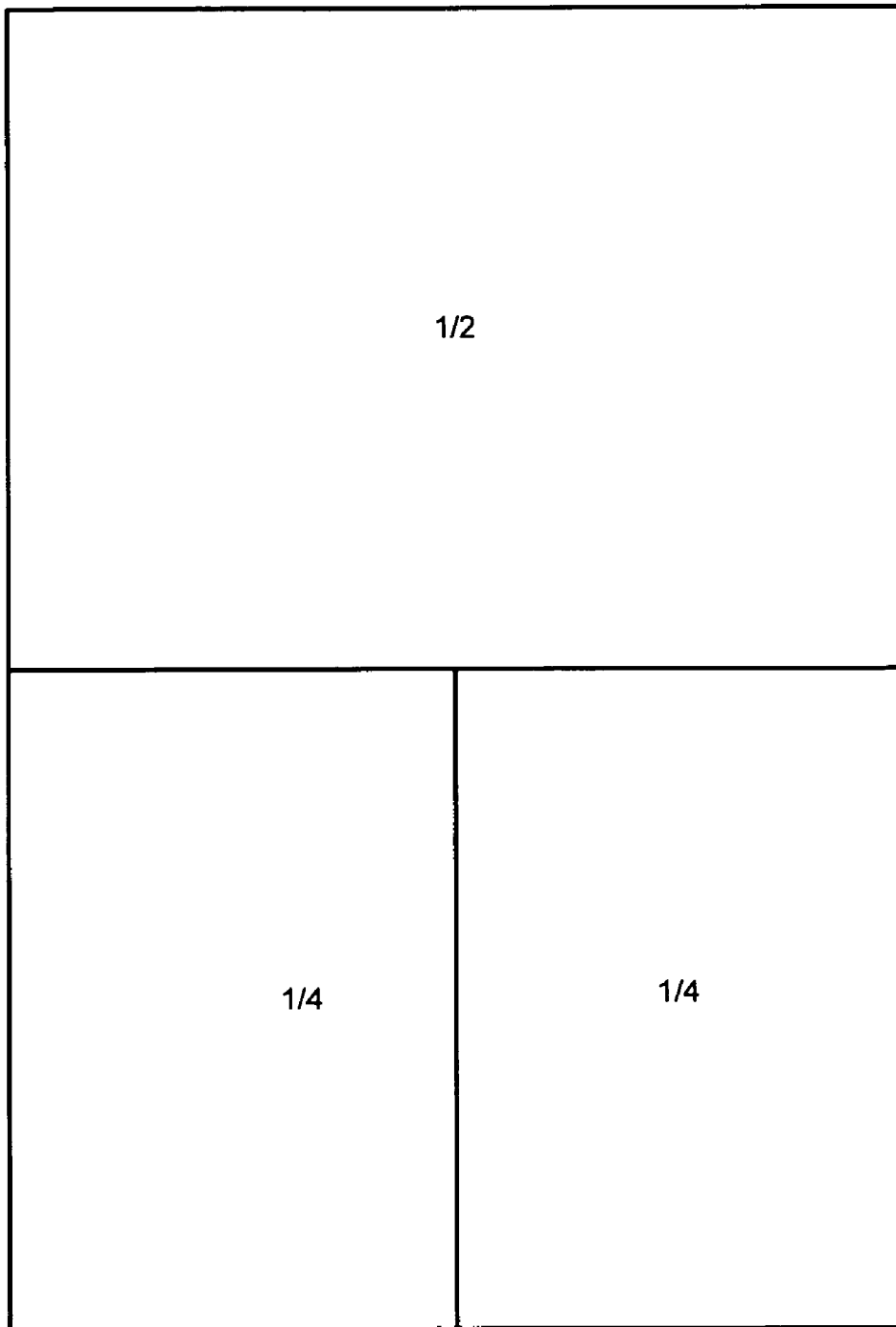


FIGURE 7

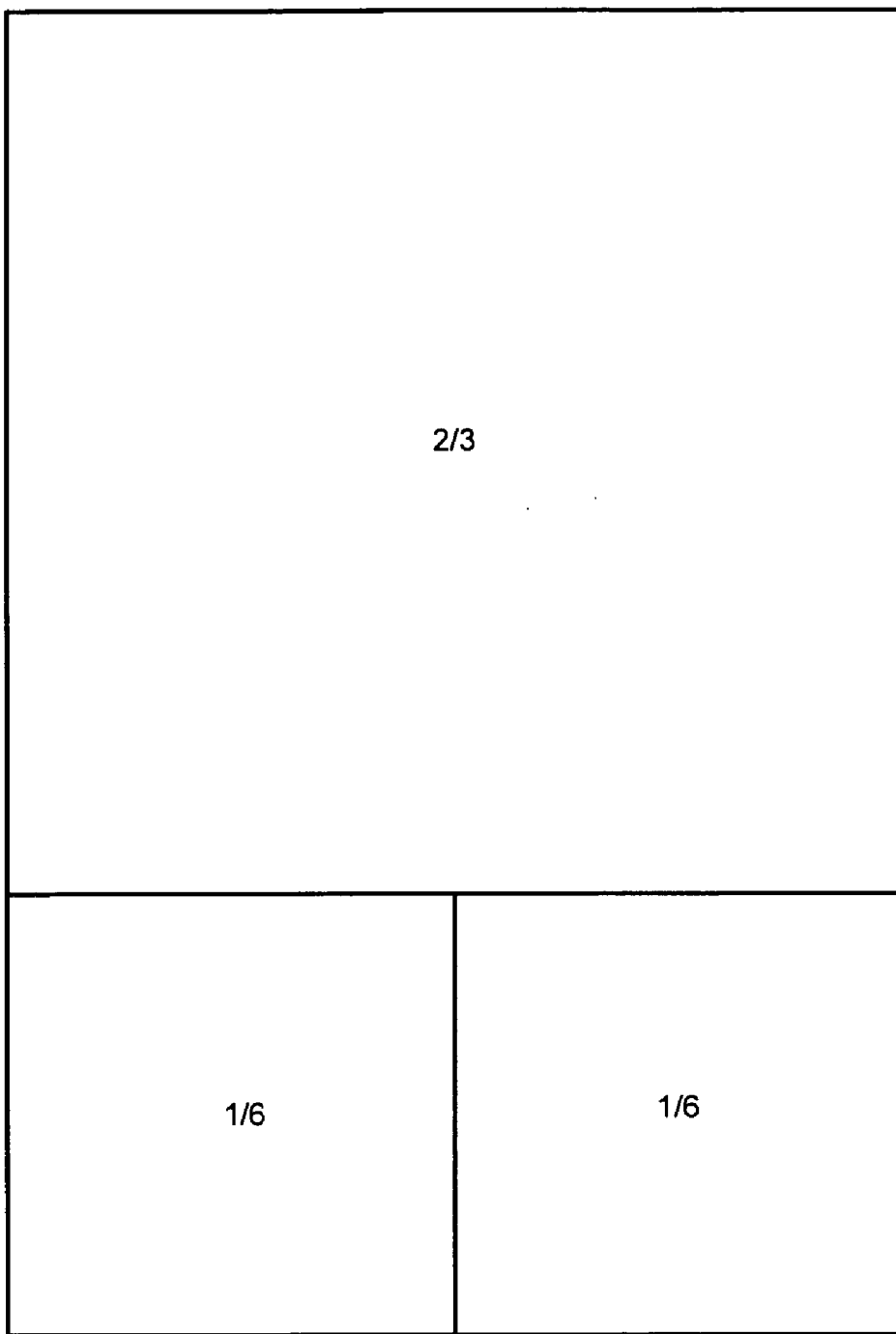


FIGURE 8

AD RENDERING PARAMETERS, SUCH AS SIZE, STYLE, AND/OR LAYOUT, OF ONLINE ADS

§1. BACKGROUND OF THE INVENTION

[0001] §1.1 Field of the Invention

[0002] The present invention concerns online advertising. In particular, the present invention concerns improving the size and/or layout of online ads.

[0003] §1.2 Background of the Invention

[0004] Traditional online, tabular yellow page listings have some limitations. For example, since they are all the same size, they can't convey an implicit message to the user about how much money the company can afford to spend on ads and, therefore, how large it may be (larger companies often being thought of as more reliable). Further, some may find them to be difficult to read because of limited typefaces. Furthermore, most have little or no additional information on products carried by the company because of limited sizes.

[0005] In view of the foregoing, it would be useful to improve online ads.

§2. SUMMARY OF THE INVENTION

[0006] Embodiments consistent with the present invention may determine ad rendering parameters for a set of two or more ads by (a) accepting, for a set of two or more ads, ad information, wherein the ad information includes at least one ad feature having a value that depends on ad rendering parameters, and (b) determining ad rendering parameters for at least one ad from the set of two or more ads using the accepted ad information.

[0007] At least some embodiment consistent with the present invention may accept ad rendering constraints, wherein the act of determining ad rendering parameters further uses the accepted ad rendering constraints. In at least some such embodiments, the ad rendering constraints may include space available for rendering the ads, a footprint available for rendering the ads, and/or a maximum number of ads permitted to be rendered.

[0008] In at least some embodiments consistent with the present invention, the act of determining ad rendering parameters includes maximizing a value associated with serving at least one ad from the set of two or more ads with ad rendering parameters subject to the ad rendering constraints.

[0009] In at least some embodiments consistent with the present invention, the ad rendering parameters may include sizes of the served ads, and/or a layout of the served ads

§3. BRIEF DESCRIPTION OF THE DRAWINGS

[0010] FIG. 1 is a diagram showing parties or entities that can interact with an advertising system.

[0011] FIG. 2 is a diagram illustrating an exemplary environment in which, or with which, the present invention may operate.

[0012] FIG. 3 is a bubble diagram of exemplary operations for determining ad parameters which may be per-

formed in a manner consistent with the present invention, as well as information that may be used and/or generated by such operations.

[0013] FIG. 4 is a flow diagram of an exemplary method for performing an ad and ad parameter determination operation in a manner consistent with the present invention

[0014] FIG. 5 is a block diagram of apparatus that may be used to perform at least some operations, and store at least some information, consistent with the present invention.

[0015] FIGS. 6-8 illustrate exemplary advertisement layout pages that are used to illustrate how an exemplary embodiment consistent with the present invention may be used to improve ad size and/or layout.

§4. DETAILED DESCRIPTION

[0016] The present invention may involve novel methods, apparatus, message formats, and/or data structures for improving online advertising. The following description is presented to enable one skilled in the art to make and use the invention, and is provided in the context of particular applications and their requirements. Thus, the following description of embodiments consistent with the present invention provides illustration and description, but is not intended to be exhaustive or to limit the present invention to the precise form disclosed. Various modifications to the disclosed embodiments will be apparent to those skilled in the art, and the general principles set forth below may be applied to other embodiments and applications. For example, although a series of acts may be described with reference to a flow diagram, the order of acts may differ in other implementations when the performance of one act is not dependent on the completion of another act. Further, non-dependent acts may be performed in parallel. No element, act or instruction used in the description should be construed as critical or essential to the present invention unless explicitly described as such. Also, as used herein, the article "a" is intended to include one or more items. Where only one item is intended, the term "one" or similar language is used. Thus, the present invention is not intended to be limited to the embodiments shown and the inventors regard their invention to include any patentable subject matter described.

[0017] In the following definitions of terms that may be used in the specification are provided in §4.1. Then, environments in which, or with which, the present invention may operate are described in §4.2. Exemplary embodiments of the present invention are described in §4.3. Thereafter, a specific example illustrating the usefulness of one embodiment of the present invention is provided in §4.4. Finally, some conclusions regarding the present invention are set forth in §4.5.

§4.1 Definitions

[0018] Online ads, such as those used in the exemplary systems described below with reference to FIGS. 1 and 2, or any other system, may have various intrinsic attributes. Such attributes may be specified by an application and/or an advertiser. These attributes are referred to as "ad attributes" below. For example, in the case of a text ad, ad attributes may include a title line, ad text, and an embedded link. In the case of an image ad, ad attributes may include images,

executable code, and an embedded link. Depending on the type of online ad, ad attributes may include one or more of the following: text, a link, an audio file, a video file, an image file, executable code, embedded information, etc.

[0019] When an online ad is served, one or more parameters may be used to describe how, when, and/or where the ad was served. These parameters are referred to as “serving parameters” below. Serving parameters may include, for example, one or more of the following: features of (including information on) a page on which the ad was served, a search query or search results associated with the serving of the ad, a user characteristic (e.g., their geolocation, the language used by the user, the type of browser used, previous page views, previous behavior), a host or affiliate site (e.g., America Online, Google, Yahoo) that initiated the request, an absolute position of the ad on the page on which it was served, a position (spatial or temporal) of the ad relative to other ads served, an absolute size of the ad, a size of the ad relative to other ads, a color of the ad, a number of other ads served, types of other ads served, time of day served, time of week served, time of year served, on what basis the ad was determined relevant, etc. Naturally, there are other serving parameters that may be used in the context of the invention.

[0020] “Ad rendering parameters” may include the size(s) of one or more ads, the layout of one or more ads, the styles of one or more ads, etc. “Styles” may include font types, font sizes, background color, foreground color, distance and extent of audio/image/animation/video, etc.

[0021] Although serving parameters may be extrinsic to ad attributes, they may be associated with an ad as serving conditions or constraints. When used as serving conditions or constraints, such serving parameters are referred to simply as “serving constraints” (or “targeting criteria”). For example, in some systems, an advertiser may be able to target the serving of its ad by specifying that it is only to be served on weekdays, no lower than a certain position, only to users in a certain geolocation, etc. As another example, in some systems, an advertiser may specify that its ad is to be served only if a page or search query includes certain keywords or phrases (referred to generally as “keyword targeting criteria”). As yet another example, in some systems, an advertiser may specify that its ad is to be served only if a document being served includes certain topics or concepts, or falls under a particular cluster or clusters, or some other classification or classifications.

[0022] “Ad information” may include any combination of ad attributes, ad serving constraints, information derivable from ad attributes or ad serving constraints (referred to as “ad derived information”), and/or information related to the ad (referred to as “ad related information”), as well as an extension of such information (e.g., information derived from ad related information).

[0023] A “document” is to be broadly interpreted to include any machine-readable and machine-storable work product. A document may be a file, a combination of files, one or more files with embedded links to other files, etc. The files may be of any type, such as text, audio, image, video, etc. Parts of a document to be rendered to, or perceived by, an end user can be thought of as “content” of the document. A document may include “structured data” containing both content (words, pictures, etc.) and some indication of the

meaning of that content (for example, e-mail fields and associated data, HTML tags and associated data, etc.) Ad spots in the document may be defined by embedded information or instructions. In the context of the Internet, a common document is a Web page. Web pages often include content and may include embedded information (such as meta information, hyperlinks, etc.) and/or embedded instructions (such as Javascript, etc.). In many cases, a document has a unique, addressable, storage location and can therefore be uniquely identified by this addressable location. A universal resource locator (URL) is a unique address used to access information on the Internet.

[0024] “Document information” may include any information included in the document, information derivable from information included in the document (referred to as “document derived information”), and/or information related to the document (referred to as “document related information”), as well as an extensions of such information (e.g., information derived from related information). An example of document derived information is a classification based on textual content of a document. Examples of document related information include document information from other documents with links to the instant document, as well as document information from other documents to which the instant document links.

[0025] Content from a document may be rendered on a “content rendering application or device”. Examples of content rendering applications include an Internet browser (e.g., Explorer or Netscape), a media player (e.g., an MP3 player, a Realnetworks streaming audio file player, etc.), a viewer (e.g., an Adobe Acrobat pdf reader), etc.

[0026] “User information” may include user behavior information and/or user profile information. It may also include a user’s geolocation, or an estimation of the user’s geolocation.

[0027] “E-mail information” may include any information included in an e-mail (also referred to as “internal e-mail information”), information derivable from information included in the e-mail and/or information related to the e-mail, as well as extensions of such information (e.g., information derived from related information). An example of information derived from e-mail information is information extracted or otherwise derived from search results returned in response to a search query composed of terms extracted from an e-mail subject line. Examples of information related to e-mail information include e-mail information about one or more other e-mails sent by the same sender of a given e-mail, or user information about an e-mail recipient. Information derived from or related to e-mail information may be referred to as “external e-mail information.”

§4.2 Environments in which, or with which, the Present Invention may Operate

§4.2.1 Exemplary Advertising Environment

[0028] FIG. 1 is a diagram of an advertising environment 100. The environment 100 may include an ad entry, maintenance and delivery system (simply referred to as an “ad server”) 120. Advertisers 110 may directly, or indirectly, enter, maintain, and track ad information in the system 120. The ads may be in the form of graphical ads such as

so-called banner ads, text only ads, image ads, audio ads, video ads, ads combining one of more of any of such components, etc. The ads may also include embedded information, such as a link, and/or machine executable instructions. Ad consumers **130** may submit requests for ads to, accept ads responsive to their request from, and provide usage information to, the system **120**. An entity other than an ad consumer **130** may initiate a request for ads. Although not shown, other entities may provide usage information (e.g., whether or not a conversion or click-through related to the ad occurred) to the system **120**. This usage information may include measured or observed user behavior related to ads that have been served.

[0029] The ad server **120** may be similar to the one described in FIG. 2 of U.S. patent application Ser. No. 10/375,900 (incorporated herein by reference), entitled "SERVING ADVERTISEMENTS BASED ON CONTENT," filed on Feb. 26, 2003 and listing Darrell Anderson, Paul Bucheit, Alex Carobus, Claire Cui, Jeffrey A. Dean, Georges R. Harik, Deepak Jindal, and Narayanan Shivakumar as inventors. An advertising program may include information concerning accounts, campaigns, creatives, targeting, etc. The term "account" relates to information for a given advertiser (e.g., a unique e-mail address, a password, billing information, etc.). A "campaign" or "ad campaign" refers to one or more groups of one or more advertisements, and may include a start date, an end date, budget information, geo-targeting information, syndication information, etc. For example, Honda may have one advertising campaign for its automotive line, and a separate advertising campaign for its motorcycle line. The campaign for its automotive line may have one or more ad groups, each containing one or more ads. Each ad group may include targeting information (e.g., a set of keywords, a set of one or more topics, geolocation information, user profile information, etc.), and price information (e.g., maximum cost (cost per click-through, cost per conversion, etc.)). Alternatively, or in addition, each ad group may include an average cost (e.g., average cost per click-through, average cost per conversion, etc.). Therefore, a single maximum cost and/or a single average cost may be associated with one or more keywords, and/or topics. As stated, each ad group may have one or more ads or "creatives" (That is, ad content that is ultimately rendered to an end user.). Each ad may also include a link to a URL (e.g., a landing Web page, such as the home page of an advertiser, or a Web page associated with a particular product or server). Naturally, the ad information may include more or less information, and may be organized in a number of different ways.

[0030] FIG. 2 illustrates an exemplary environment **200** in which, or with which, the present invention may be used. A user device (also referred to as a "client" or "client device") **250** may include a browser facility (such as the Explorer browser from Microsoft, the Opera Web Browser from Opera Software of Norway, the Navigator browser from AOL/Time Warner, the Firefox browser from the Mozilla, etc.), an e-mail facility (e.g., Outlook from Microsoft), etc. A search engine **220** may permit user devices **250** to search collections of documents (e.g., Web pages). A content server **210** may permit user devices **250** to access documents. An e-mail server (such as GMail from Google, Hotmail from Microsoft Network, Yahoo Mail, etc.) **240** may be used to provide e-mail functionality to user devices **250**. An ad server **210** may be used to serve ads to user devices **250**. The

ads may be served in association with search results provided by the search engine **220**. However, content-relevant ads may be served in association with content provided by the content server **230**, and/or e-mail supported by the e-mail server **240** and/or user device e-mail facilities.

[0031] As discussed in U.S. patent application Ser. No. 10/375,900 (introduced above), ads may be targeted to documents served by content servers. Thus, one example of an ad consumer **130** is a general content server **230** that receives requests for documents (e.g., articles, discussion threads, music, video, graphics, search results, Web page listings, etc.), and retrieves the requested document in response to, or otherwise services, the request. The content server may submit a request for ads to the ad server **120/210**. Such an ad request may include a number of ads desired. The ad request may also include document request information. This information may include the document itself (e.g., page), a category or topic corresponding to the content of the document or the document request (e.g., arts, business, computers, arts-movies, arts-music, etc.), part or all of the document request, content age, content type (e.g., text, graphics, video, audio, mixed media, etc.), geo-location information, document information, etc.

[0032] The content server **230** may combine the requested document with one or more of the advertisements provided by the ad server **120/210**. This combined information including the document content and advertisement(s) is then forwarded towards the end user device **250** that requested the document, for presentation to the user. Finally, the content server **230** may transmit information about the ads and how, when, and/or where the ads are to be rendered (e.g., position, click-through or not, impression time, impression date, size, conversion or not, etc.) back to the ad server **120/210**. Alternatively, or in addition, such information may be provided back to the ad server **120/210** by some other means.

[0033] Another example of an ad consumer **130** is the search engine **220**. A search engine **220** may receive queries for search results. In response, the search engine may retrieve relevant search results (e.g., from an index of Web pages). An exemplary search engine is described in the article S. Brin and L. Page, "The Anatomy of a Large-Scale Hypertextual Search Engine," Seventh International World Wide Web Conference, Brisbane, Australia and in U.S. Pat. No. 6,285,999 (both incorporated herein by reference). Such search results may include, for example, lists of Web page titles, snippets of text extracted from those Web pages, and hypertext links to those Web pages, and may be grouped into a predetermined number of (e.g., ten) search results.

[0034] The search engine **220** may submit a request for ads to the ad server **120/210**. The request may include a number of ads desired. This number may depend on the search results, the amount of screen or page space occupied by the search results, the size and shape of the ads, etc. In one embodiment, the number of desired ads will be from one to ten, and preferably from three to five. The request for ads may also include the query (as entered or parsed), information based on the query (such as geolocation information, whether the query came from an affiliate and an identifier of such an affiliate, and/or as described below, information related to, and/or derived from, the search query), and/or information associated with, or based on, the search results.

Such information may include, for example, identifiers related to the search results (e.g., document identifiers or “docIDs”), scores related to the search results (e.g., information retrieval (“IR”) scores such as dot products of feature vectors corresponding to a query and a document, Page Rank scores, and/or combinations of IR scores and Page Rank scores), snippets of text extracted from identified documents (e.g., Web pages), full text of identified documents, topics of identified documents, feature vectors of identified documents, etc.

[0035] The search engine 220 may combine the search results with one or more of the advertisements provided by the ad server 120/210. This combined information including the search results and advertisement(s) is then forwarded towards the user that submitted the search, for presentation to the user. Preferably, the search results are maintained as distinct from the ads, so as not to confuse the user between paid advertisements and presumably neutral search results.

[0036] Finally, the search engine 220 may transmit information about the ad and when, where, and/or how the ad was to be rendered (e.g., position, click-through or not, impression time, impression date, size, conversion or not, etc.) back to the ad server 120/210. As described below, such information may include information for determining on what basis the ad was determined relevant (e.g., strict or relaxed match, or exact, phrase, or broad match, etc.) Alternatively, or in addition, such information may be provided back to the ad server 120/210 by some other means.

[0037] Finally, the e-mail server 240 may be thought of, generally, as a content server in which a document served is simply an e-mail. Further, e-mail applications (such as Microsoft Outlook for example) may be used to send and/or receive e-mail. Therefore, an e-mail server 240 or application may be thought of as an ad consumer 130. Thus, e-mails may be thought of as documents, and targeted ads may be served in association with such documents. For example, one or more ads may be served in, under over, or otherwise in association with an e-mail.

[0038] Although the foregoing examples described servers as (i) requesting ads, and (ii) combining them with content, one or both of these operations may be performed by a client device (such as an end user computer for example).

§4.3 Exemplary Embodiments

[0039] FIG. 3 is a bubble diagram of exemplary operations which may be performed in a manner consistent with the present invention, as well as information that may be used and/or generated by such operations. Ad and ad parameter determination operations 350 may be used to determine rendering parameters (e.g., sizes, layouts, and/or styles) for online ads. The layouts are not limited to a simple linear list of results. For example; layouts of the ads may be more similar to page layouts used in yellow pages.

[0040] The ad and ad parameter determination operations 350 may use ad information 310, query information (which may include user information) 320, and/or constraint information 330 to determine a set of ads and their parameters 360. Ad information 310 may include ad features 340 having “values” that depend on ad rendering parameters. Further ad information 310 may include one or more of offer information (e.g., price per impression, selection or conversion,

maximum offer per impression, selection or conversion, etc.), location information, product information, targeting information, performance information (e.g., selection rate, conversion rate, etc.), etc. Query information 320 may include one or more of search terms, content topics, end user location or location of interest, user profile, user behavior, etc.

[0041] Constraint information 330 may include one or more of screen space (or footprint) for the ads, maximum number of ads permitted, etc.

[0042] The constraint information 330 and ad features 340 may be used to determine ads and their rendering parameters. Query information 320 and/or other ad information 310 may also be used in this determination. Thus, the operations 350 can be used to determine a “best” combination of size, style, and/or layout of ads.

§4.3.1 Exemplary Methods

[0043] FIG. 4 is a flow diagram of an exemplary method 400 that may be used to perform ad rendering parameter (and perhaps ad) determination operations in a manner consistent with the present invention. The method 400 may accept a variety of information to determine an optimized set of rendered ads. In particular, the method 400 may accept ad information (that includes at least one ad feature having a “value” that depends on ad rendering parameters) (Block 405), query information (Block 410), and/or constraint information (Block 415). This obtained information may then be processed to determine an optimized set of ads, including their rendering parameters (Block 420).

[0044] Examples of ad information, query information, and constraint information were described earlier in §4.3. Hence, exemplary feature values will be described here. As described above with reference to block 420, ad rendering parameter determination method 400 may accept ad features having values that depend on the ad rendering parameters. These ad features are used by the method 400 to define a constrained optimization problem where the optimum rendering parameters (e.g., size, style, and/or layout) of ads are determined. (Block 420) Features that may be used to optimize the ad rendering parameters, may include: features having a value that depends on ad rendering parameters (such as selection rate, conversion rate, offer for impression, offer for selection, offer for conversion, ad size (absolute or relative), ad style (absolute or relative), ad layout, etc).

[0045] Referring back to block 420, an example of an optimization problem may be defined as maximizing a weighted combination of the feature values for an advertisement relative to the size of the ad. The number of features, constraints, and calculations that may be involved in such a constrained optimization function may be very large and complex. Therefore, standard methods of solving such problems (e.g., linear programming, non-linear programming, integer programming, simulated annealing, etc.) can be used as appropriate (depending on the sort of additional constraints used). A simple constrained optimization problem will be described in §4.4 below.

§4.3.2 Exemplary Apparatus

[0046] FIG. 5 is high-level block diagram of a machine 500 that may perform one or more of the operations dis-

cussed above. The machine **500** basically includes one or more processors **510**, one or more input/output interface units **530**, one or more storage devices **520**, and one or more system buses and/or networks **540** for facilitating the communication of information among the coupled elements. One or more input devices **532** and one or more output devices **534** may be coupled with the one or more input/output interfaces **530**.

[**0047**] The one or more processors **510** may execute machine-executable instructions (e.g., C or C++ running on the Solaris operating system available from Sun Microsystems Inc. of Palo Alto, Calif. or the Linux operating system widely available from a number of vendors such as Red Hat, Inc. of Durham, N.C.) to perform one or more aspects of the present invention. At least a portion of the machine executable instructions may be stored (temporarily or more permanently) on the one or more storage devices **520** and/or may be received from an external source via one or more input interface units **530**.

[**0048**] In one embodiment, the machine **500** may be one or more conventional personal computers. In this case, the processing units **510** may be one or more microprocessors. The bus **540** may include a system bus. The storage devices **520** may include system memory, such as read only memory (ROM) and/or random access memory (RAM). The storage devices **520** may also include a hard disk drive for reading from and writing to a hard disk, a magnetic disk drive for reading from or writing to a (e.g., removable) magnetic disk, and an optical disk drive for reading from or writing to a removable (magneto-) optical disk such as a compact disk or other (magneto-) optical media.

[**0049**] A user may enter commands and information into the personal computer through input devices **532**, such as a keyboard and pointing device (e.g., a mouse) for example. Other input devices such as a microphone, a joystick, a game pad, a satellite dish, a scanner, or the like, may also (or alternatively) be included. These and other input devices are often connected to the processing unit(s) **510** through an appropriate interface **530** coupled to the system bus **540**. The output devices **534** may include a monitor or other type of display device, which may also be connected to the system bus **540** via an appropriate interface. In addition to (or instead of) the monitor, the personal computer may include other (peripheral) output devices (not shown), such as speakers and printers for example.

§4.3.3 Refinements and Alternatives

[**0050**] Although many of the foregoing discussions and examples concern determining rendering parameters (e.g., styles, sizes, and/or layouts (e.g., yellow page-like layouts)) for ads, there are many other applications in which the principles of the present invention could be applied. For instance, embodiments consistent with the present invention could be used for determining the layout of news stories. For example, the amount of space and size of the font for the news headline could be controlled by a similar method. Also, embodiments consistent with the present invention could be refined to support the creation of dynamic yellow book-like pages that work with concept-targeted ads rather than keyword-targeted ads. For instance, if a user conducts a search on the key-word “plumbers”, instead of just providing a list of plumbers, it could also provide a list of hardware stores.

[**0051**] Furthermore, the invention may be able to further refine the optimized ad sizes and layout by using a variety of optimization algorithms (VLSI layout, stochastic search, dynamic programming, etc.) to determine placement alternatives and may further refine the weights used in the optimization over time, using ad selection rate for different media, different locations, and/or different classes of users.

[**0052**] Another refinement can be to provide constraints as to how ads with different sizes and shapes can be mixed with respect to one another, thereby preventing a layout that is jumbled (e.g., due to too many sizes on the layout, ad size set discontinuities, etc.). For instance, once sizes for each ad are determined by the methods discussed earlier, the invention can then quantize the ads as necessary to fit the “closest” available ad size. Such quantization can be incorporated into the original optimization problem through additional constraints.

[**0053**] Computations taking place during the operations of the present invention may be complicated and extensive. However, other common methods for tackling non-linear result sets may be used, such as showing a topographic map.

§4.4 Example of Operations

[**0054**] **FIGS. 6-8** illustrate exemplary candidate layouts for displaying yellow page-like ads, used to illustrate exemplary operations in an exemplary embodiment of the invention. **FIGS. 6-8** serve as layout constraints to an optimization problem since only three (3) ads can be displayed on each layout, and each ad must fit to one of the spaces defined in a layout. In **FIG. 6** since the allotted space for ads has been divided evenly into three pieces, each ad will have a size of one third of the total allotted space allowed for ads. In **FIG. 7** each ad could be sized to fit in any of the three (3) divided spaces. Hence, one (1) of the ads could have a size of one half, while the other two (2) ads would have a size of one fourth. In **FIG. 8**, again each ad could be sized to fit in any of three (3) divided spaces. Hence, one of the ads could have a size of two thirds, while the other two (2) ads would have a size of one sixth. Thus, there are three potential layouts for the ads to be displayed on, and one of five possible sizes each ad could have. These possible parameters serve as constraints to the following example.

[**0055**] In the following, a detailed example of the optimization operation that may occur at the ad and ad parameter determination operation will be presented. In particular, the optimization problem concerns maximizing a constrained function of weighted combinations of feature values for an advertisement relative to the size of the ad.

[**0056**] Specifically, consider having a set of advertisers who are targeting the query “leather jacket”. Each of these advertisers has some features associated with them. Consider the following advertisers:

[**0057**] Advertiser₁: Macy’s

[**0058**] Distance: 0.1

[**0059**] CTR: 0.05*size of ad

[**0060**] Advertiser₂: Nordstrom

[**0061**] Distance: 0.3

[**0062**] CTR: 0.03*size of ad

[0063] Advertiser_3: Target

[0064] Distance: 0.9

[0065] CTR: 0.06*size of ad

[0066] The feature values from these advertisers are distance and CTR (click-through rate) and are represented by the following:

[0067] Feature_val_1=Distance

[0068] Feature_val_2=CTR

[0069] Here, distance refers to the distance from the user to the advertised location and CTR refers to the click-through rate of the ad. No units are shown for values of distance since they serve no significance for this illustration (they could be miles, kilometers, etc). Also note that the click-through rate is a linear function of the size of the ad which is the variable to be optimized.

[0070] Now consider the optimization problem of maximizing the function:

$$\sum_{\alpha} \sum_{\lambda} (\text{weight}_{\lambda} \times \text{Feature_val}_{\lambda} \times \text{size}_{\alpha}) + \sum_{\gamma} (\text{reward}_{\gamma})$$

[0071] where α is an index of ads, λ is an index of features and γ is an index of conditions, subject to the following constraints:

$$\sum_{\alpha} (\text{size}_{\alpha}) = 1$$

$$\text{size}_{\alpha} \geq \frac{1}{\kappa}, \quad \forall \alpha \in [1, 3]$$

[0072] where κ is a constant and $\kappa \geq (\text{number of ads})$. In this case, $\kappa=6$ since the smallest size available on the three layouts depicted by **FIGS. 6-8** is one sixth.

[0073] Also, consider the additional constraints mentioned earlier depicted by **FIGS. 6-8**. In particular, only three (3) ads can be displayed on each layout, and each ad must fit to one of the divided spaces from a layout. Thus, there are three potential layouts and one of five possible sizes each ad could have.

[0074] Note that some implementations could involve a large number of features and constraints in the optimization problem, making it computationally expensive. However, this simple example is useful for purposes of illustration.

[0075] In the above optimization problem weight_{λ} denotes the weight of the λ^{th} feature of an ad, $\text{Feature_val}_{\lambda}$ denotes the value of the λ^{th} feature for the ad, and size_{α} denotes the size of an ad. Specifically, $\alpha=1$ refers to advertiser_1, $\alpha=2$ refers to advertiser_2, and $\alpha=3$ refers to advertiser_3.

[0076] The following exemplary weights are assigned to each feature. Since Feature_val_1 depends on distance, a function that decreases values as the distance between the user and the advertised location increases is used. Hence a possible weight function may be: weight

$$\text{weight}_1 = \frac{30}{(\text{distance} + 0.5)}$$

This weight function will be assigned to Feature_val_1 and will be used in this example. The weight given to Feature_val_2 which refers to the click-through weight of an ad will be defined as a constant specifically, $\text{weight}_2=100$.

[0077] Furthermore, the reward_{γ} included in the optimization problem denotes a reward given for satisfying condition γ . The reward values and their respective conditions can be represented by the function $\text{satisfied}_{\gamma}$ which indicates the degree to which condition γ is satisfied.

[0078] Specifically, in this example, the rewards are defined as follows:

[0079] $\gamma=1$ (refers to advertiser_1) \Rightarrow function_satisfied_1:

[0080] If $\text{size}_1 \geq 0.5$, then $\text{reward}_1=5$ else $\text{reward}_1=0$.

[0081] $\gamma=2$ (refers to advertiser_2) \Rightarrow function_satisfied_2:

[0082] If $\text{size}_2 \geq 0.25$, then $\text{reward}_2=3$ else $\text{reward}_2=0$.

[0083] $\gamma=3$ (refers to advertiser_3) \Rightarrow function_satisfied_3:

[0084] If $\text{size}_3 \geq 1/3$, then $\text{reward}_3=4$ else $\text{reward}_3=0$.

[0085] The above conditions and results can be thought of as additional constraints of the optimization problem.

[0086] Having defined all features, weights, constraints, as well as a function to maximize, the optimization problem can now be solved. Again the goal is to maximize the constrained function:

$$\sum_{\alpha} \sum_{\lambda} (\text{weight}_{\lambda} \times \text{Feature_val}_{\lambda} \times \text{size}_{\alpha}) + \sum_{\gamma} (\text{reward}_{\gamma})$$

A series of calculations will follow:

1st Layout (**FIG. 6**):

$$\text{For } \left. \begin{array}{l} \text{size}_1 = \frac{1}{3} \\ \text{size}_2 = \frac{1}{3} \\ \text{size}_3 = \frac{1}{3} \end{array} \right\}$$

entering these values in the optimization function generates:

[0089] For $\alpha=3$ (advertiser_3):

According to equation

For $\lambda = 1$ (first feature value), $\gamma = 3$ (refers to advertiser_3):

$$\sum_{\alpha} \sum_{\lambda} (\text{weight}_{\lambda} \times \text{Feature_val}_{\lambda} \times \text{size}_{\alpha}) + \sum_{\gamma} (\text{reward}_{\gamma})$$

$$(\text{weight}_1 \times \text{Feature_val}_1 \times \text{size}_3) + 4 \tag{1}$$

For $\lambda = 2$ (second feature value):

[0087] For $\alpha=1$ (advertiser_1):

$$(\text{weight}_2 \times \text{Feature_val}_2 \times \text{size}_3) \tag{2}$$

(1) + (2) \Rightarrow

For $\lambda = 1$ (first feature value), $\gamma = 1$ (refers to advertiser_1):

$$\left(\left(\frac{30}{0.9+0.5} \right) \times 0.9 \times \text{size}_3 \right) + (100 \times 0.06 \times \text{size}_3 \times \text{size}_3) + 4 \Rightarrow$$

$$(\text{weight}_1 \times \text{Feature_val}_1 \times \text{size}_1) + 0 \tag{1}$$

For $\lambda = 2$ (second feature value):

$$19.29 \times (\text{size}_3) + 6 \times (\text{size}_3)^2 + 4 \tag{c)}$$

$$(\text{weight}_2 \times \text{Feature_val}_2 \times \text{size}_1) \tag{2}$$

(1) + (2) \Rightarrow

$$\left(\left(\frac{30}{0.1+0.5} \right) \times 0.1 \times \text{size}_1 \right) + (100 \times 0.05 \times \text{size}_1 \times \text{size}_1) \Rightarrow$$

$$5 \times (\text{size}_1) + 5 \times (\text{size}_1)^2 \tag{a)}$$

Summing parts (a)+(b)+(c) provides:

$$5 \times (\text{size}_1) + 5 \times (\text{size}_1)^2 + 11.25 \times (\text{size}_2) + 3 \times (\text{size}_2)^2 + 3 + 19.29 \times (\text{size}_3) + 6 \times (\text{size}_3)^2 + 4 \Rightarrow$$

Substituting the size values for this orientation and layout provides:

[0090] value=20.40

2ND Layout (**FIG. 7**):

[0091] first orientation of ads

[0088] For $\alpha=2$ (advertiser_2):

For $\lambda = 1$ (first feature value), $\gamma = 2$ (refers to advertiser_2):

$$\left. \begin{aligned} \text{size}_1 &= \frac{1}{2} \\ \text{For size}_2 &= \frac{1}{4} \\ \text{size}_3 &= \frac{1}{4} \end{aligned} \right\}$$

$$(\text{weight}_1 \times \text{Feature_val}_1 \times \text{size}_2) + 3 \tag{1}$$

For $\lambda = 2$ (second feature value):

entering these values in the optimization function generates:

According to equation

$$(\text{weight}_2 \times \text{Feature_val}_2 \times \text{size}_2) \tag{2}$$

(1) + (2) \Rightarrow

$$\left(\left(\frac{30}{0.3+0.5} \right) \times 0.3 \times \text{size}_2 \right) + (100 \times 0.03 \times \text{size}_2 \times \text{size}_2) + 3 \Rightarrow$$

$$11.25 \times (\text{size}_2) + 3 \times (\text{size}_2)^2 + 3 \tag{b)}$$

$$\sum_{\alpha} \sum_{\lambda} (\text{weight}_{\lambda} \times \text{Feature_val}_{\lambda} \times \text{size}_{\alpha}) + \sum_{\gamma} (\text{reward}_{\gamma})$$

[0092] For $\alpha=1$ (advertiser_1):

$$\text{For } \lambda = 1 \text{ (first feature value),} \tag{1}$$

$$\gamma = 1 \text{ (refers to advertiser_1): } (\text{weight}_1 \times \text{Feature_val}_1 \times \text{size}_1) + 5$$

$$\text{For } \lambda = 2 \text{ (second feature value): } (\text{weight}_2 \times \text{Feature_val}_2 \times \text{size}_1) \tag{2}$$

$$(1) + (2) \Rightarrow \left(\left(\frac{30}{0.1+0.5} \right) \times 0.1 \times \text{size}_1 \right) + (100 \times 0.05 \times \text{size}_1 \times \text{size}_1) + 5 \Rightarrow \tag{a)}$$

$$5 \times (\text{size}_1) + 5 \times (\text{size}_1)^2 + 5$$

[0093] For $\alpha=2$ (advertiser_2):

For $\lambda = 1$ (first feature value), (1)

$$\gamma = 2(\text{refers to advertiser}_2): (\text{weight}_1 \times \text{Feature_val}_1 \times \text{size}_2) + 3$$

For $\lambda = 2$ (second feature value): (weight_2 \times Feature_val_2 \times size_2) (2)

$$(1) + (2) \Rightarrow \left(\left(\frac{30}{0.3 + 0.5} \right) \times 0.3 \times \text{size}_2 \right) + (100 \times 0.03 \times \text{size}_2 \times \text{size}_2) + 3 \Rightarrow$$

$$11.25 \times (\text{size}_2) + 3 \times (\text{size}_2)^2 + 3 \quad \text{(b)}$$

[0094] For $\alpha=3$ (advertiser_3):

For $\lambda = 1$ (first feature value), (1)

$$\gamma = 3(\text{refers to advertiser}_3): (\text{weight}_1 \times \text{Feature_val}_1 \times \text{size}_3)$$

For $\lambda = 2$ (second feature value): (weight_2 \times Feature_val_2 \times size_3) (2)

$$(1) + (2) \Rightarrow \left(\left(\frac{30}{0.9 + 0.5} \right) \times 0.9 \times \text{size}_3 \right) + (100 \times 0.06 \times \text{size}_3 \times \text{size}_3) \Rightarrow$$

$$19.29 \times (\text{size}_3) + 6 \times (\text{size}_3)^2 \quad \text{(c)}$$

Summing parts (a)+(b)+(c) provides:

$$5 \times (\text{size}_1) + 5 \times (\text{size}_1)^2 + 5 + 11.25 \times (\text{size}_2) + 3 \times (\text{size}_2)^2 + 3 + 19.29 \times (\text{size}_3) + 6 \times (\text{size}_3)^2 \Rightarrow$$

entering these values in the optimization function generates:

According to equation

Substituting the size values for this orientation and layout provides:

[0095] value=19.95

[0096] second orientation of ads

$$\left. \begin{array}{l} \text{size}_1 = \frac{1}{4} \\ \text{For size}_2 = \frac{1}{2} \\ \text{size}_3 = \frac{1}{4} \end{array} \right\}$$

$$\sum_{\alpha} \sum_{\lambda} (\text{weight}_{\lambda} \times \text{Feature_val}_{\lambda} \times \text{size}_{\alpha}) + \sum_{\gamma} (\text{reward}_{\gamma})$$

[0097] For $\alpha=1$ (advertiser_1):

For $\lambda = 1$ (first feature value), (1)

$$\gamma = 1(\text{refers to advertiser}_1): (\text{weight}_1 \times \text{Feature_val}_1 \times \text{size}_1)$$

For $\lambda = 2$ (second feature value): (weight_2 \times Feature_val_2 \times size_1) (2)

$$(1) + (2) \Rightarrow \left(\left(\frac{30}{0.1 + 0.5} \right) \times 0.1 \times \text{size}_1 \right) + (100 \times 0.05 \times \text{size}_1 \times \text{size}_1) \Rightarrow$$

$$5 \times (\text{size}_1) + 5 \times (\text{size}_1)^2 \quad \text{(a)}$$

[0098] For $\alpha=2$ (advertiser_2):

For $\lambda = 1$ (first feature value), (1)

$$\gamma = 2(\text{refers to advertiser}_2): (\text{weight}_1 \times \text{Feature_val}_1 \times \text{size}_2) + 3$$

For $\lambda = 2$ (second feature value): (weight_2 \times Feature_val_2 \times size_2) (2)

-continued

$$(1) + (2) \Rightarrow \left(\left(\frac{30}{0.3 + 0.5} \right) \times 0.3 \times \text{size_2} \right) + (100 \times 0.03 \times \text{size_2} \times \text{size_2}) + 3 \Rightarrow \tag{b}$$

$$11.25 \times (\text{size_2}) + 3 \times (\text{size_2})^2 + 3$$

[0099] For $\alpha=3$ (advertiser_3):

For $\lambda = 1$ (first feature value), (1)

$$\gamma = 3(\text{refers to advertiser_3}): (\text{weight_1} \times \text{Feature_val_1} \times \text{size_3})$$

For $\lambda = 2$ (second feature value): $(\text{weight_2} \times \text{Feature_val_2} \times \text{size_3})$ (2)

$$(1) + (2) \Rightarrow \left(\left(\frac{30}{0.9 + 0.5} \right) \times 0.9 \times \text{size_3} \right) + (100 \times 0.06 \times \text{size_3} \times \text{size_3}) \Rightarrow \tag{c}$$

$$19.29 \times (\text{size_3}) + 6 \times (\text{size_3})^2$$

Summing parts (a)+(b)+(c) provides:

$$5 \times (\text{size_1}) + 5 \times (\text{size_1})^2 + 11.25 \times (\text{size_2}) + 3 \times (\text{size_2})^2 + 3 + 19.29 \times (\text{size_3}) + 6 \times (\text{size_3})^2 \Rightarrow$$

Substituting the size values for this orientation and layout provides:

[0100] value=16.14

[0101] third orientation of ads

$$\left. \begin{aligned} \text{size_1} &= \frac{1}{4} \\ \text{For size_2} &= \frac{1}{4} \\ \text{size_3} &= \frac{1}{2} \end{aligned} \right\}$$

entering these values in the optimization function generates:

According to equation

$$\sum_{\alpha} \sum_{\lambda} (\text{weight_}\lambda \times \text{Feature_val_}\lambda \times \text{size_}\alpha) + \sum_{\gamma} (\text{reward_}\gamma)$$

[0102] For $\alpha=1$ (advertiser_1):

For $\lambda = 1$ (first feature value), $\gamma = 1$ (refers to advertiser_1):

$$(\text{weight_1} \times \text{Feature_val_1} \times \text{size_1}) \tag{1}$$

For $\lambda = 2$ (second feature value):

$$(\text{weight_2} \times \text{Feature_val_2} \times \text{size_1}) \tag{2}$$

(1) + (2) \Rightarrow

$$\left(\left(\frac{30}{0.1 + 0.5} \right) \times 0.1 \times \text{size_1} \right) + (100 \times 0.05 \times \text{size_1} \times \text{size_1}) \Rightarrow \tag{a}$$

$$5 \times (\text{size_1}) + 5 \times (\text{size_1})^2$$

[0103] For $\alpha=2$ (advertiser_2):

For $\lambda = 1$ (first feature value), $\gamma = 2$ (refers to advertiser_2):

$$(\text{weight_1} \times \text{Feature_val_1} \times \text{size_2}) + 3 \tag{1}$$

For $\lambda = 2$ (second feature value):

$$(\text{weight_2} \times \text{Feature_val_2} \times \text{size_2}) \tag{2}$$

(1) + (2) \Rightarrow

$$\left(\left(\frac{30}{0.3 + 0.5} \right) \times 0.3 \times \text{size_2} \right) + (100 \times 0.03 \times \text{size_2} \times \text{size_2}) + 3 \Rightarrow \tag{b}$$

$$11.25 \times (\text{size_2}) + 3 \times (\text{size_2})^2 + 3$$

[0104] For $\alpha=3$ (advertiser_3):

For $\lambda = 1$ (first feature value), $\gamma = 3$ (refers to advertiser_3):

$$(\text{weight_1} \times \text{Feature_val_1} \times \text{size_3}) + 4 \tag{1}$$

For $\lambda = 2$ (second feature value):

$$(\text{weight_2} \times \text{Feature_val_2} \times \text{size_3}) \tag{2}$$

(1) + (2) \Rightarrow

$$\left(\left(\frac{30}{0.9 + 0.5} \right) \times 0.9 \times \text{size_3} \right) + (100 \times 0.06 \times \text{size_3} \times \text{size_3}) + 4 \Rightarrow \tag{c}$$

$$19.29 \times (\text{size_3}) + 6 \times (\text{size_3})^2 + 4$$

Summing parts (a)+(b)+(c) provides:

$$5 \times (\text{size_1}) + 5 \times (\text{size_1})^2 + 11.25 \times (\text{size_2}) + 3 \times (\text{size_2})^2 + 3 + 19.29 \times (\text{size_3}) + 6 \times (\text{size_3})^2 + 4 \Rightarrow$$

Substituting the size values for this orientation and layout provides:

[0105] value=22.71

3RD Layout (FIG. 8):

[0106] first orientation of ads

$$\left. \begin{array}{l} \text{size}_1 = \frac{2}{3} \\ \text{For size}_2 = \frac{1}{6} \\ \text{size}_3 = \frac{1}{6} \end{array} \right\}$$

entering these values in the optimization function generates:

According to equation

$$\sum_{\alpha} \sum_{\lambda} (\text{weight}_{\lambda} \times \text{Feature_val}_{\lambda} \times \text{size}_{\alpha}) + \sum_{\gamma} (\text{reward}_{\gamma})$$

[0107] For $\alpha=1$ (advertiser_1):

For $\lambda = 1$ (first feature value), $\gamma = 1$ (refers to advertiser_1):

$$(\text{weight}_1 \times \text{Feature_val}_1 \times \text{size}_1) + 5 \quad (1)$$

For $\lambda = 2$ (second feature value):

$$(\text{weight}_2 \times \text{Feature_val}_2 \times \text{size}_1) \quad (2)$$

(1) + (2) \Rightarrow

$$\left(\left(\frac{30}{0.1 + 0.5} \right) \times 0.1 \times \text{size}_1 \right) + (100 \times 0.05 \times \text{size}_1 \times \text{size}_1) + 5 \Rightarrow$$

$$5 \times (\text{size}_1) + 5 \times (\text{size}_1)^2 + 5 \quad (a)$$

[0108] For $\alpha=2$ (advertiser_2):

For $\lambda = 1$ (first feature value), $\gamma = 2$ (refers to advertiser_2):

$$(\text{weight}_1 \times \text{Feature_val}_1 \times \text{size}_2) \quad (1)$$

For $\lambda = 2$ (second feature value):

$$(\text{weight}_2 \times \text{Feature_val}_2 \times \text{size}_2) \quad (2)$$

(1) + (2) \Rightarrow

$$\left(\left(\frac{30}{0.3 + 0.5} \right) \times 0.3 \times \text{size}_2 \right) + (100 \times 0.03 \times \text{size}_2 \times \text{size}_2) \Rightarrow$$

$$11.25 \times (\text{size}_2) + 3 \times (\text{size}_2)^2 \quad (b)$$

[0109] For $\alpha=3$ (advertiser_3):

For $\lambda = 1$ (first feature value), $\gamma = 3$ (refers to advertiser_3):

$$(\text{weight}_1 \times \text{Feature_val}_1 \times \text{size}_3) \quad (1)$$

For $\lambda = 2$ (second feature value):

$$(\text{weight}_2 \times \text{Feature_val}_2 \times \text{size}_3) \quad (2)$$

(1) + (2) \Rightarrow

$$\left(\left(\frac{30}{0.9 + 0.5} \right) \times 0.9 \times \text{size}_3 \right) + (100 \times 0.06 \times \text{size}_3 \times \text{size}_3) \Rightarrow$$

$$19.29 \times (\text{size}_3) + 6 \times (\text{size}_3)^2 \quad (c)$$

Summing parts (a)+(b)+(c) provides:

$$5 \times (\text{size}_1) + 5 \times (\text{size}_1)^2 + 5 + 11.25 \times (\text{size}_2) + 3 \times (\text{size}_2)^2 + 19.29 \times (\text{size}_3) + 6 \times (\text{size}_3)^2 \Rightarrow$$

Substituting the size values for this orientation and layout provides:

[0110] value=15.90

[0111] second orientation of ads

$$\left. \begin{array}{l} \text{size}_1 = \frac{1}{6} \\ \text{For size}_2 = \frac{2}{3} \\ \text{size}_3 = \frac{1}{6} \end{array} \right\}$$

entering these values in the optimization function generates:

According to equation

$$\sum_{\alpha} \sum_{\lambda} (\text{weight}_{\lambda} \times \text{Feature_val}_{\lambda} \times \text{size}_{\alpha}) + \sum_{\gamma} (\text{reward}_{\gamma})$$

[0112] For $\alpha=1$ (advertiser_1):

For $\lambda = 1$ (first feature value), $\gamma = 1$ (refers to advertiser_1): $(\text{weight}_1 \times \text{Feature_val}_1 \times \text{size}_1)$ (1)

$\gamma = 1$ (refers to advertiser_1): $(\text{weight}_1 \times \text{Feature_val}_1 \times \text{size}_1)$

For $\lambda = 2$ (second feature value): $(\text{weight}_2 \times \text{Feature_val}_2 \times \text{size}_1)$ (2)

$$(1) + (2) \Rightarrow \left(\left(\frac{30}{0.1 + 0.5} \right) \times 0.1 \times \text{size}_1 \right) + \quad (a)$$

$$(100 \times 0.05 \times \text{size}_1 \times \text{size}_1) \Rightarrow 5 \times (\text{size}_1) + 5 \times (\text{size}_1)^2$$

[0113] For $\alpha=2$ (advertiser_2):

For $\lambda = 1$ (first feature value), $\gamma = 2$ (refers to advertiser_2): $(\text{weight}_1 \times \text{Feature_val}_1 \times \text{size}_2) + 3$ (1)

$\gamma = 2$ (refers to advertiser_2): $(\text{weight}_1 \times \text{Feature_val}_1 \times \text{size}_2) + 3$

For $\lambda = 2$ (second feature value): $(\text{weight}_2 \times \text{Feature_val}_2 \times \text{size}_2)$ (2)

(1) + (2) \Rightarrow (b)

$$\left(\left(\frac{30}{0.3 + 0.5} \right) \times 0.3 \times \text{size}_2 \right) + (100 \times 0.03 \times \text{size}_2 \times \text{size}_2) \Rightarrow$$

$$11.25 \times (\text{size}_2) + 3 \times (\text{size}_2)^2 + 3$$

[0114] For $\alpha=3$ (advertiser_3):

For $\lambda = 1$ (first feature value), $\gamma = 3$ (refers to advertiser_3): $(\text{weight}_1 \times \text{Feature_val}_1 \times \text{size}_3)$ (1)

$\gamma = 3$ (refers to advertiser_3): $(\text{weight}_1 \times \text{Feature_val}_1 \times \text{size}_3)$

For $\lambda = 2$ (second feature value): $(\text{weight}_2 \times \text{Feature_val}_2 \times \text{size}_3)$ (2)

-continued

$$(1) + (2) \Rightarrow \left(\left(\frac{30}{0.9 + 0.5} \right) \times 0.9 \times \text{size_3} \right) + (100 \times 0.06 \times \text{size_3} \times \text{size_3}) \Rightarrow 19.29 \times (\text{size_3}) + 6 \times (\text{size_3})^2 \quad (c)$$

Summing parts (a)+(b)+(c) provides:

$$5 \times (\text{size_1}) + 5 \times (\text{size_1})^2 + 11.25 \times (\text{size_2}) + 3 \times (\text{size_2})^2 + 3 + 19.29 \times (\text{size_3}) + 6 \times (\text{size_3})^2 \Rightarrow$$

Substituting the size values for this orientation and layout provides:

[0115] value=16.19

[0116] third orientation of ads

$$\left. \begin{array}{l} \text{size_1} = \frac{1}{6} \\ \text{For size_2} = \frac{1}{6} \\ \text{size_3} = \frac{2}{3} \end{array} \right\}$$

entering these values in the optimization function generates:

According to equation

$$\sum_{\alpha} \sum_{\lambda} (\text{weight}_{\lambda} \times \text{Feature_val}_{\lambda} \times \text{size}_{\alpha}) + \sum_{\gamma} (\text{reward}_{\gamma})$$

[0117] For $\alpha=1$ (advertiser_1):

$$\text{For } \lambda = 1 \text{ (first feature value),} \quad (1) \\ \gamma = 1 \text{ (refers to advertiser_1): } (\text{weight}_1 \times \text{Feature_val}_1 \times \text{size}_1)$$

$$\text{For } \lambda = 2 \text{ (second feature value): } (\text{weight}_2 \times \text{Feature_val}_2 \times \text{size}_1) \quad (2)$$

$$(1) + (2) \Rightarrow \left(\left(\frac{30}{0.1 + 0.5} \right) \times 0.1 \times \text{size}_1 \right) + (100 \times 0.05 \times \text{size}_1 \times \text{size}_1) \Rightarrow 5 \times (\text{size}_1) + 5 \times (\text{size}_1)^2 \quad (a)$$

[0118] For $\alpha=2$ (advertiser_2):

$$\text{For } \lambda = 1 \text{ (first feature value),} \quad (1) \\ \gamma = 2 \text{ (refers to advertiser_2): } (\text{weight}_1 \times \text{Feature_val}_1 \times \text{size}_2)$$

$$\text{For } \lambda = 2 \text{ (second feature value): } (\text{weight}_2 \times \text{Feature_val}_2 \times \text{size}_2) \quad (2)$$

$$(1) + (2) \Rightarrow \left(\left(\frac{30}{0.3 + 0.5} \right) \times 0.3 \times \text{size}_2 \right) + (100 \times 0.03 \times \text{size}_2 \times \text{size}_2) \Rightarrow 11.25 \times (\text{size}_2) + 3 \times (\text{size}_2)^2 \quad (b)$$

[0119] For $\alpha=3$ (advertiser_3):

$$\text{For } \lambda = 1 \text{ (first feature value),} \quad (1) \\ \gamma = 3 \text{ (refers to advertiser_3): } (\text{weight}_1 \times \text{Feature_val}_1 \times \text{size}_3) + 4$$

$$\text{For } \lambda = 2 \text{ (second feature value): } (\text{weight}_2 \times \text{Feature_val}_2 \times \text{size}_3) \quad (2)$$

$$(1) + (2) \Rightarrow \left(\left(\frac{30}{0.9 + 0.5} \right) \times 0.9 \times \text{size}_3 \right) + (100 \times 0.06 \times \text{size}_3 \times \text{size}_3) + 4 \Rightarrow 19.29 \times (\text{size}_3) + 6 \times (\text{size}_3)^2 + 4 \quad (c)$$

Summing parts (a)+(b)+(c) provides:

$$5 \times (\text{size}_1) + 5 \times (\text{size}_1)^2 + 11.25 \times (\text{size}_2) + 3 \times (\text{size}_2)^2 + 19.29 \times (\text{size}_3) + 6 \times (\text{size}_3)^2 + 4 \Rightarrow$$

Substituting the size values for this orientation and layout provides:

[0120] value=22.46

[0121] As can be concluded by looking at the generated values in each layout, the optimum configuration is achieved by choosing the second layout (FIG. 7) with the third orientation of ads, which gives value=22.71.

[0122] In this configuration advertiser_1 gets an ad space value of two thirds of the total layout space, advertiser_2 gets an ad space value of one sixth of the total layout space, and advertiser_3 gets an ad space of one sixth of the total layout space.

[0123] §4.5 Conclusion

[0124] As can be appreciated from the foregoing, the present invention can be used to improve ads by optimizing the size and/or layout of a set of ads.

What is claimed is:

1. A computer-implemented method comprising:

a) for a set of two or more ads, accepting ad information, wherein the ad information includes at least one ad feature having a value that depends on ad rendering parameters; and

b) determining ad rendering parameters for at least one ad from the set of two or more ads using the accepted ad information.

2. The computer-implemented method of claim 1 further comprising accepting ad rendering constraints,

wherein the act of determining ad rendering parameters further uses the accepted ad rendering constraints.

3. The computer-implemented method of claim 2 wherein the ad rendering constraints include space available for rendering the ads.

4. The computer-implemented method of claim 2 wherein the ad rendering constraints include a footprint available for rendering the ads.

5. The computer-implemented method of claim 2 wherein the ad rendering constraints include a maximum number of ads permitted to be rendered.

6. The computer-implemented method of claim 2 wherein the act of determining ad rendering parameters includes maximizing a value associated with serving at least one ad

from the set of two or more ads with ad rendering parameters subject to the ad rendering constraints.

7. The computer-implemented method of claim 1 wherein the ad rendering parameters include sizes of the served ads.

8. The computer-implemented method of claim 1 wherein the ad rendering parameters include a layout of the served ads.

9. The computer-implemented method of claim 1 wherein the ad rendering parameters include styles of the ads

10. The computer-implemented method of claim 9 wherein the styles of the ads include at least one of ad background color and ad foreground color.

11. The computer-implemented method of claim 9 wherein the styles of the ads include at least one of font size and font style.

12. The computer-implemented method of claim 9 wherein the styles of the ads include amount of text.

13. The computer-implemented method of claim 9 wherein the styles of the ads include type and degree of graphical elements.

14. The computer-implemented method of claim 1 wherein the ad information includes at least one of language of the ad, ad selection rate, ad conversion rate, cost of ad, price of items advertised, profit on items being advertised, number of related items that the advertiser sells, offer information, location information, product information, targeting information, and performance information.

15. The computer-implemented method of claim 1 wherein the at least one ad feature having a value that depends on ad rendering parameters is one of a selection rate and a conversion rate.

16. The computer-implemented method of claim 1 wherein the at least one ad feature having a value that depends on ad rendering parameters is one of an offer for impression, an offer for selection and an offer for conversion.

17. The computer-implemented method of claim 1 wherein the ad information further includes at least one ad feature having a value that is independent of ad rendering parameters.

18. The computer-implemented method of claim 1 wherein the at least one ad feature having a value that depends on ad rendering parameters depends on ad size.

19. The computer-implemented method of claim 1 wherein the at least one ad feature having a value that

depends on ad rendering parameters depends on ad size relative to at least one other size of at least one other ad.

20. The computer-implemented method of claim 1 wherein the at least one ad feature having a value that depends on ad rendering parameters depends on ad style.

21. The computer-implemented method of claim 1 wherein the at least one ad feature having a value that depends on ad rendering parameters depends on ad style relative to at least one other style of at least one other ad.

22. The computer-implemented method of claim 1 wherein the at least one ad feature having a value that depends on ad rendering parameters depends on ad layout.

23. The computer-implemented method of claim 1 further comprising accepting user information,

wherein the act determining ad rendering parameters for the at least one ad further uses the accepted user information.

24. The computer-implemented method of claim 23 wherein the user information includes at least one of language of a user to which the ad is to be presented, distance of the user to an advertised location, user browser preferences, user browser capabilities, client device capabilities, user demographic information, user ethnographic information, user behavior, location of the user, and browser history information.

25. The computer-implemented method of claim 1 further comprising accepting query information,

wherein the act determining ad rendering parameters for the at least one ad further uses the accepted query information.

26. The computer-implemented method of claim 25 wherein the query information includes at least one of query time, query date, query season, and query source location.

27. Apparatus comprising:

a) means, for a set of two or more ads, for accepting ad information, wherein the ad information includes at least one ad feature having a value that depends on ad rendering parameters; and

b) means for determining ad rendering parameters for at least one ad from the set of two or more ads using the accepted ad information.

* * * * *